



# Welcome to St Peter's R C Primary School Induction for Reception 2020

*We the family of St Peter's,  
united in faith by God,  
strive to learn and grow together,  
to be the best we possibly can, every day.*



## Our Vision

Mrs C Scott  
Headteacher



To provide a high quality teaching and learning environment where every child and adult has the opportunity to be "the best we can be."

## Core Values

Perseverance

Respect

Integrity

Compassion

Enthusiasm

# Nurturing children's love for Learning through play and exploration



We aim to provide a happy transition for children and parents from home to school. We are committed to providing a nurturing and positive learning environment, where each child is encouraged to feel happy and confident to develop to their full potential.

We do this by ensuring your child:

- Has a caring, secure and stimulating environment.
- Has opportunities to learn through interaction and discovery.
- Is treated with warmth, kindness and respect.
- Develops a strong and positive relationships with their key worker and all staff.
  - Feels listened to and valued.
  - Has learning opportunities and experiences, based on their individual needs.
  - Is encouraged to feel part of the St Peter's school community.
  - Has opportunities and support to grow in their faith.



# Meet the Staff



At St Peter's we recognise that early experiences and opportunities lay the foundations to a child's confidence, attitudes to learning and future academic success. Our Team of professionals are carefully chosen to help nurture a love for Learning.

## Teaching Team

Mrs F Sapiano  
EYFS Leader  
RS Teacher  
Monday- Wednesday



Mrs E Jensen  
EYFS Leader  
RS Teacher  
Thursday-Friday



Miss R Jenkins  
RJ Teacher



# EYFS Framework: Areas of learning



## PRIME AREAS

1. Personal, Social and Emotional Development
2. Communication and Language
3. Physical Development

These are crucial for developing children's curiosity and enthusiasm for learning.

## SPECIFIC AREAS

4. Literacy
5. Mathematics
6. Understanding the world
7. Expressive arts and design

# Creative Curriculum



- All staff are skilled in expertly guiding your child through the wonders of learning whilst playing. Our staff are dedicated to treating your child with warmth, care and respect, modelling and encouraging Christian values.
- The provision of activities, inside and out, are carefully designed to inspire children to explore and investigate independently. They encourage development across all seven areas of learning. Practitioners engage with children during these "in the moment" play sessions to develop and extend the learning further, providing continuous feedback and talking children through next steps of learning.
- We make full use of our outdoor areas which have unique characteristics and features. Opportunities and contexts to explore the natural environment are regularly planned and encouraged in the garden areas. Children have access to different apparatus and climbing equipment to help develop gross motor skills.
- We also provide various enrichment opportunities including trips to farms, aquariums as well as local walks and visits to St Peter's Church.



# School Uniform



We have two official uniform stockist for St Peter's Catholic Primary school.

- Castle Green-Gale Street, Dagenham, RM9 4UN.  
Telephone: 020 87241500 <https://castle-green.org.uk/product-category/st-peters-catholic-primary-school/>
- Premier Schoolwear-688-690 Becontree Avenue, Dagenham, RM8 3HD. Telephone: 020 85920141. <https://www.premierschoolwear.co.uk/primary-schools/st-peters-catholic-primary-school.html>

**All clothing MUST be labelled with the child's name.**

## Boys



White shirt



elasticated school tie



navy jumper with school crest



grey trousers



grey or black socks



Velcro black shoes


## Girls



White blouse



elasticated school tie



navy jumper/cardigan with school crest



grey pinafore or skirt



grey tights or socks



Velcro black shoes

# Other items you will need



These items are also available from our two official uniform stockists.

**All clothing and bags MUST be labelled with the child's name**


## PE KIT



St-peters logo  
PE bag



PE t-shirt



PE shorts



Black plymsols

## School Bag



Please note only official school book bags are allowed. We do not have the capacity to store larger backpacks in school.

## Named Water bottle



Bottles need to be brought in to school every **Monday**. They are cleaned and refilled each day by school staff and are sent home each **Friday**.

**No jewellery is allowed, if ears are pierced, children are allowed small studs.**



# The School Day



Drop off- The school gate opens at **8.45am** you need to walk down the path to the left hand side of the school and enter the Reception Classes through these doors.



The school will provide your child with fruit and milk at **snack time**, during the **morning**.

Pick up- The school gate opens at **3.10pm** you will need to walk down the path to the left hand side of the school and collect your child from the Infant Hall through these blue doors.



**Extended schools:** You can also apply to send your child to the breakfast and after school club run by school staff, at an additional cost.

**Please note some of these pick up and drop off areas and procedures and the availability of breakfast and after school club may be altered due to the impact of covid-19.**

# Lunch



All infant age children are entitled to a school meal each day. Please check the menu and talk to your child about options available.

**Please let us know of any allergies your child has or dietary requirements e.g. no pork, Halal, vegetarian but can eat fish etc.**



If you choose to provide your child with a packed lunch instead, please follow our healthy school policy. Please do not give your child glass bottles, fizzy drinks, sweets, chocolate or any food that contains nuts.





# Homework/ Communication



- Your child will receive a school reading book and reading record book. Please sign and comment in the record book each time they read at home. **Please keep all books in your child's bag so we can hear them read in school and change books regularly.**
- Your child will also receive weekly words and letter sounds to learn in their reading record. There will be more information about how we teach reading and phonics at St Peter's in a workshop, during the first term at school.
- Your child will receive weekly homework in a book. This is related to the phonics and maths they are learning in school each week. This goes home every **Wednesday** and needs to be completed at home and returned to school every **Monday**.
  - **Please check your child's book bag daily for letters from their Teacher or other school staff to inform you about events, trips and other important information.**



# Behaviour Policy



Our 'Going for Gold' behaviour policy provides:

- a consistent and fair approach to behaviour management;
- clear systems to reward good behaviour and sanctions for inappropriate behaviour.
- a system that allows children to take ownership of their behaviour and their rewards.

## Principles:

- Each day is a new day.
- Each class has a behaviour chart and each day all children begin on the rainbow.
- Children can move up the chart for good behaviour to the sunshine.
- Children know that there are consequences when making inappropriate behaviour choices, and they will be moved down the chart to the umbrella, raindrop or thunderbolt.

# Transition/Keyworkers



- We aim to support you and your child to have a smooth transition from home to school and provide a variety of welcome meetings, Teacher and school visits and reduced hour sessions to allow you and your child to gradually adapt to attending school. We pride ourselves on developing and maintaining strong and positive relationships with parents and carers. As parents and carers you know your child best and through sharing information we can form a strong link between school and home to support consistency and ensure the best outcomes for your child.
- Your child's class teacher will be in contact with you to discuss arranging an individual meeting for you and your child. This is a good opportunity to be introduced to their **key worker** and is also a good opportunity to discuss any individual needs and concerns and to pass on any confidential information.
- **Even though the children are assigned a Teacher and class when they start school, this can be subject to change. We allow the children to free flow between the two classes for the first few weeks until the classes and teachers are confirmed.**
- We would normally start to introduce new Reception children to school in the second or third week in September, taking small groups at a time. Your child is assigned a morning (9.00am-11.00am) or afternoon session (1.15pm-3.15pm) and will come in every day for their morning or afternoon session to allow them to settle into the new Reception routines.
- Sometimes, this period of reduced hours is extended for individual pupils, if the class teacher feels it is appropriate, based on their individual needs. Due to the impact of covid-19 we can not confirm yet when your child will be starting school and which session they will have. The school will contact you to inform you of start dates and sessions once they have received government guidance on when and how this will happen.

Some of the transition meetings and procedures will be adapted this year due to the impact of covid-19. The EYFS teaching team will arrange meetings with you through zoom or telephone conversations to allow you to discuss any individual issues or concerns.



# Being School Ready

## **Encourage your child to have a go!**

- Develop self-help skills by encouraging your child to take off and put on their own clothes. . Practice doing up zips, buttons and poppers.
- Support your child in getting to the toilet in time, wiping themselves, flushing the toilet and washing their hands. (Please talk to a member of staff if your child has any additional needs that prevent them from being able to use the toilet independently).
- Try to establish a good sleep routine.
- Work on fine motor skills by using pegs, threading items and cutting using scissors.
- Count with your child to find how many steps you have in your home or how many jumps or hops they can do.
- Share stories together.
- Talk to your child and encourage them to speak with you about what they can see around them or activities they enjoy doing.



## Checklist: What to bring and do

- Complete and return all paperwork to the school office.
- Clearly named Water bottle- (Brought in on Monday, kept in school, cleaned and refilled each day, and sent home on Friday).
- School bag (no back packs, we cannot store in school)
- Clearly named PE kit in school PE bag
- Clearly name all school uniform
- Any medication e.g. allergy or asthma pumps
- Packed lunch box (if you choose to provide one)

**We are looking forward to welcoming you  
and your child into the St Peter's Family  
soon!**