

Home Learning Tasks

Week beginning: 13/07/20

Everyday Ideas:

- Practise the 2, 5, and 10 times tables
- Practise your handwriting at the back of your home learning book – using your common exception words as practise.
- Top marks – Daily 10

English tasks:



- **Continue the story yourself.**

Story starter!

The girls huddled together and peered cautiously out of their bedroom window. They had been awoken, just moments earlier, by a strange light that burst through their curtains, filling the room with a silvery, white hue.

As one, they had tip-toed towards the source of the distraction, carefully dragging chairs across the room with them so that they could take a peek together.

They stared in awe and wonder,

Answer the following questions in your home learning books:

- Who are the girls in the picture?
- Where are they?
- What woke the girls from their sleep?
- Why did they drag the chairs across the room 'carefully'?
- What can they see when they look out of the window?
- What do you think might be happening?
- Do they see anything else peculiar as they look out?

- **Improve the sentence** - The girls were woken up. They looked at each other. They walked over to the window. They looked out. They saw something odd.

- Can you draw something else that the girls might see when they look out of the window?

Sentence challenge! – Synonyms are words that have the same meaning e.g synonyms for **walked** are: **strolled, marched, tiptoed, trudged and shuffled**

Can you make a list of synonyms for the word 'looked'?

Can you improve this sentences using one of them?

The girls looked out of the window.

Can you improve the sentence in any other ways?

- Complete a reading book on Bug Club – Your log in information were sent to you

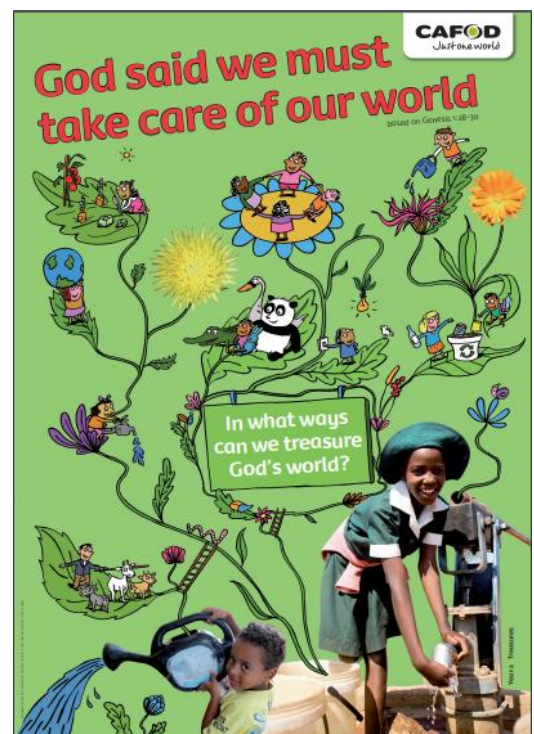

Maths Tasks:

This week we are re-visiting fractions of shapes and amounts.

- Top marks game - <http://resources.hwb.wales.gov.uk/VTC/ngfl/ngfl-flash/fractions/fractions.html>
- Play Pizza Game <https://www.starfall.com/h/geometry/pizza/?mg=g>
- Play <http://www.snappymaths.com/counting/fractions/interactive/halfquartersimm/halfquartersimm.htm>
- Play http://www.sheppardsoftware.com/mathgames/earlymath/fractions_shoot.htm
- Find the fractions of amounts at the bottom of the page.

R.E LO: To understand how we can treasure God's world.

- Draw the outline of four leaves and inside each one, write a way in which **you** can treasure God's world



Geography

- Using the images below of the United Kingdom and India and your independent research, copy and complete the comparison table.

Investigating India

Destinations in the United Kingdom



Stonehenge and the Cotswolds, England




London city sights tour, England



The Giants Causeway, Ireland




Snowdonia mountain hike, Wales



Edinburgh Castle, Scotland

Investigating India

Destinations in India




The Taj Mahal and temples,
Agra




Beach towns, Goa



Camel trekking in
the Great Indian
Desert



Boat rides, Ganges River



Kaziranga Wildlife Park



Can you answer these questions to compare and contrast the United Kingdom and India.

The United Kingdom	India
Where in the world is it? What continent is it in?	
What climate does it have? What is the weather like?	
What are the cities like? What kind of houses/shops are there?	
What mountains and rivers does it have?	
What famous buildings/sights are there?	
What type of culture is there? What do people celebrate?	

Art


LO: To draw a portrait in the style of Giuseppe Archimboldo



Giuseppe Arcimboldo (also spelled Arcimboldi; 1527 - July 11, 1593) was an Italian painter best known for creating imaginative portrait heads made entirely of such objects as fruits, vegetables, flowers, fish, and books - that is, he painted representations of these objects on the canvas arranged in such a way that the whole collection of objects formed a recognisable likeness of the portrait subject.



What fruit/ vegetables can you see?



Using coloured pencils, paints, felt tips or whatever resources you have at home, see if you can create your own vegetable and fruit person. You can email your pictures to yeartwo@st-peter.bardaglea.org.uk.

Halves and Quarters Fractions

Find the fractions of these numbers. Draw pictures to show your thinking.
Here is an example:

$\frac{1}{2}$ of 12 = 6	
-------------------------	--

Now it's your turn!

$\frac{1}{2}$ of 8 =

--

$\frac{1}{2}$ of 14 =

--

$\frac{1}{4}$ of 12 =

--

$\frac{1}{2}$ of 18 =

--

$\frac{1}{4}$ of 24 =

--

$\frac{1}{4}$ of 32 =

--

$\frac{1}{4}$ of 20 =

--

$\frac{1}{2}$ of 24 =

--

