

Home Learning Tasks

Week beginning: 27/04/20

Everyday Ideas:

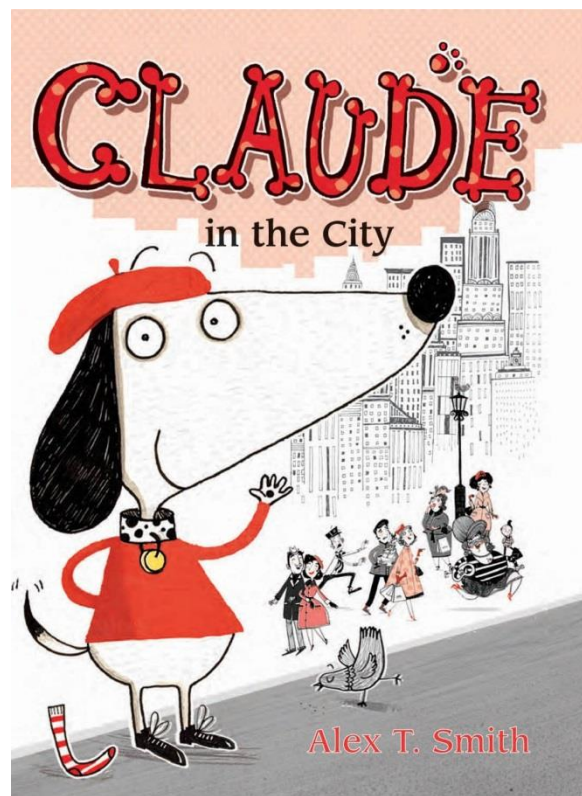
- Practise the 2, 5, and 10 times tables
- Practise your handwriting at the back of your home learning book – using your common exception words as practise.
- Top marks – Daily 10

English tasks:

- Write five sentences to describe what you think is happening in this picture. Remember to include adjectives and expanded noun phrases.



- Write a character description for our favourite character, Claude.
 - Describe what they look like. (small, cute, pretty, ugly, scary)
 - How they act (friendly, mean, nasty, kind, scary)
 - What they like / dislike to do or eat.
 - What they do during the day and at night.
 - Who his friends are
 - Does he remind you of any other characters you have read about or seen on TV?




- Listen to the story 'The Atrocious Fairytale' in the video and write a book review by answering these questions. Please answer these questions in full sentences. <https://www.freechildrenstories.com/the-atrocious-fairytale-1>
 - Who is the author?
 - Who is the illustrator?
 - What is the story about?
 - Which words/ phrases did you like? Explain why.
 - What was your favourite part of the story? Explain why.
 - Which part did you dislike about the story? Explain why.
 - Who would you recommend this story to? Explain why.
 - Does this story remind you of any other stories you have read?
- Read through the attached non-fiction text 'Coastal Habitats' and answer the questions. Write the answers in full sentences in your book.
 - Copy and complete these spelling and grammar activities into your books. For 'b', you can draw the picture next to the correct word.

Year 2 Spring Term 2 SPaG Mat

1

a Write a **statement** about the picture.




c Tick either past or present tense for this sentence.

I am looking at you.

past tense present tense

e Add a comma to the sentence.


There are pink green and blue candles.



b Look carefully at these homophones. Match the picture to the correct spelling.

sea


see



d Write a new word by adding the suffix **-ed** to the root word...

cry

Remember you may have to make a change.




f Oops, Mr Whoops has spelt these common exception words backwards! Write them correctly, four times each, to help him.

yna _____

roop _____

tsaf _____

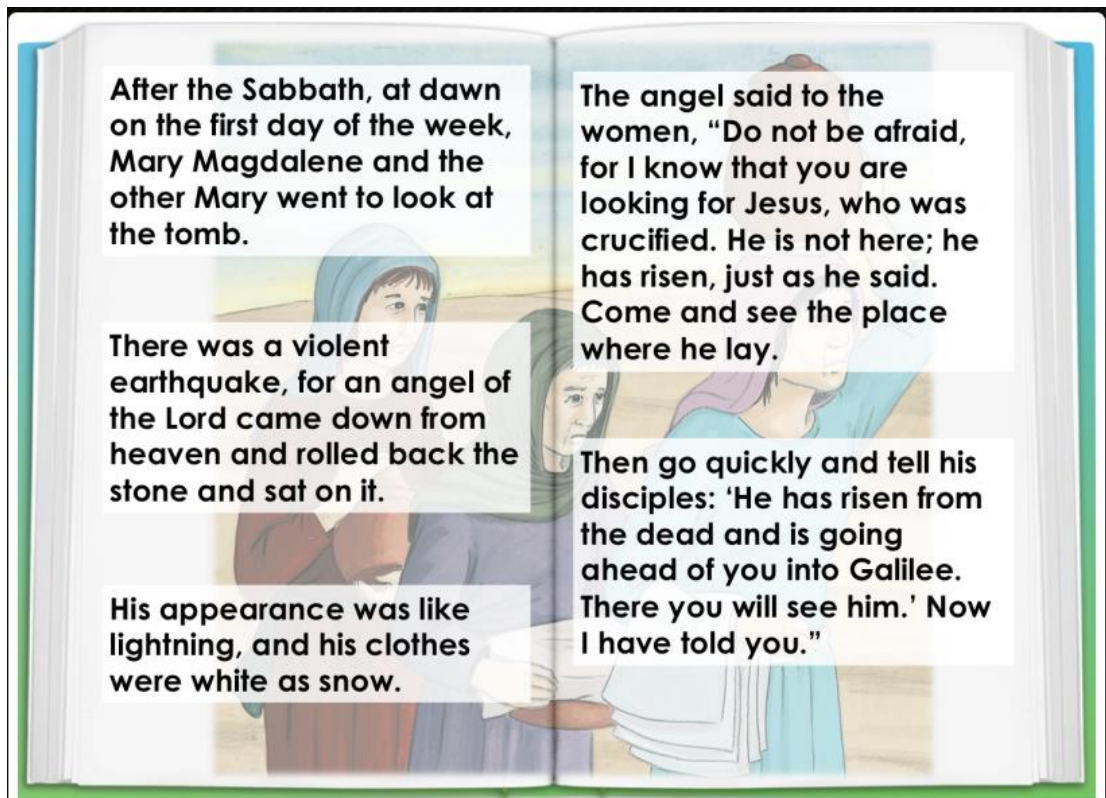


- **Maths Tasks:**

This week we are going to recap our learning about measuring mass. It is important to remind the children how we measure mass (g and kg) and what we can use to measure mass (scales).

- Athletics – We have set mass tasks for the children to complete – please find the correct tasks.
- Top marks measuring mass game - <https://www.ictgames.com/mobilePage/mostlyPostie/index.html>
- Top marks measuring mass game - <https://www.teacherled.com/iresources/scales/mass/>
- Top marks measuring mass game - <https://pbskids.org/peg/games/happy-camel>
- Children to feel and draw household items in order from heaviest to lightest.

RE:



Use the letters from the word **RISEN** to write an acrostic poem about the events e.g.

Run and tell the people of Jesus' new life

In the tomb he had laid

Spread the news that the Lord has risen

Easter is when we remember

New life has begun.

History:

Imagine you are one of the great explorers we have studied in class or at home (Ibn Battuta, Christopher Columbus, Neil Armstrong or Robert Falcon Scott). Imagine you are packing your back pack ready to set off on your exploration. You are about to set off on an epic adventure. What would you need to pack to take with you? What do you really need for a journey into the unknown? **Example: A torch because I might find myself in a gloomy jungle and need to see where I was going.**

PE:

- Find a space and follow Joe Wicks' 5 Minute Workout
<https://www.youtube.com/watch?v=SbFqQarDM50>

Art:

- Children to follow the steps from this tutorial on how to draw one of their favourite cartoon characters.

<https://www.youtube.com/watch?v=RDKp-RB5wyA>

Science

Choose another of the habitats we have learned about in class (urban, woodland, pond or coastal). Draw and label the habitat and the animals and plants that live there.

Beach Habitat

Habitats are environments that plants and animals live in. Habitats provide animals and plants with three important things: food, water and shelter.



Types of Coastal Habitats

- beaches
- sand dunes
- rocky shores
- cliffs
- muddy estuaries
- seaside towns and cities

What You Might Find in a Beach Habitat?


Beaches are important habitats for many animals and plants, including:

Mammals – harbour (common) seals, grey seals, harbour porpoise and otters;

Birds – oystercatchers, puffins, guillemots, curlews and seagulls;

Minibeasts – mussels, shore crabs, hermit crabs, shrimp, prawns, starfish, common whelks, dog whelks and razor shells;

Plants – seaweed, sea holly, marram and sea lettuce.



How Are the Creatures Suited to Live Here?

Oystercatchers have long, strong, flattened, red bills which they use to break open cockles, mussels and other shellfish to eat. Puffins use their wings to help them swim and dive for fish. Harbour seals can hold their breath for up to 10 minutes. Otters have webbed feet which help them swim well and they use their tails to propel, steer themselves and to balance.

What Could We Do to Help Look after Our Beaches?

We need to keep a safe distance away from animals. We also need to leave the shells at the beach instead of taking them away. We should take our litter home to put in the bin. We should also take photos of plants and flowers instead of picking them.



Questions

1. What do animals and plants need from their habitat?

2. Tick two different coastal habitats.

- sand dunes
- rainforest
- muddy estuaries

3. What is a porpoise?

- a plant
- a mammal
- a minibeast

4. Complete the sentence.

_____ have long, strong, flattened, _____

_____ eat.

5. Which do you think is the most important thing we can do to look after our beaches and why?

