

Home Learning Tasks

Week beginning: 11/05/20

Everyday Ideas:


- Practise the 2, 5, and 10 times tables
- Practise your handwriting at the back of your home learning book – using your common exception words as practise.
- Top marks – Daily 10

English tasks:

- Write five sentences to describe what you think is happening in this picture. Remember to include adjectives and expanded noun phrases.



- Write a character description about the Robot, from 'The Robot and the Bluebird'.
 - Describe what he looks like. (small, cute, pretty, ugly, scary)
 - How he acts (friendly, mean, nasty, kind, scary)
 - What he does during the day and at night.
 - Who his friends are.
 - Does he remind you of any other characters you have



read about or seen on TV?

- Listen to the story 'The Journey of the Noble Gnarble' in the video and write a book review by answering these questions. Please answer these questions in full sentences.

<https://www.freechildrenstories.com/the-journey-of-the-noble-gnarble>

- Who is the author?
 - Who is the illustrator?
 - What is the story about?
 - Which words/ phrases did you like? Explain why.
 - What was your favourite part of the story? Explain why.
 - Which part did you dislike about the story? Explain why.
 - Who would you recommend this story to? Explain why.
 - Does this story remind you of any other stories you have read?
- Read through the attached non-fiction text 'The Emperor Penguin' and answer the questions. Write the answers in full sentences in your book.
 - Copy and complete these spelling and grammar activities into your books. For section 'b' draw pictures next to the correct word.

Change this sentence to
past tense.

Year 2 Spring Term 2 SPaG Mat

3

a

Write a **question** about the picture.



c

Tick either past or present tense for this sentence.


They all went for a walk.

past tense present tense

e

Add a comma to the sentence.

They had cats dogs and fish.




b

Look carefully at these homophones. Match the picture to the correct spelling.

bc

bec




d

Write two new words by adding these suffixes **-ing** to the root word...

bake

Remember you may have to make a change.




f

Oops, Mr Whoops has spelt these common exception words backwards! Write them correctly, four times each, to help him.

dlog _____

ylno _____


roolf _____





-
- **Maths Tasks:**
This week we are going to recap our learning about time. It is important to remind the children of the minute hand and the hour hand.
 - Mathletics – We have set time tasks for the children to complete – please find the correct tasks.
 - Top marks telling the time game - https://www.sheppardsoftware.com/mathgames/earlymath/on_time_game1.htm
 - Maths frame telling the time game - https://mathsframe.co.uk/en/resources/resource/116/telling_the_time#
 - Children to create a diary, noting down the time in which they do certain activities e.g.
 - I had my breakfast at 8 o'clock.
 - I brushed my teeth at quarter to nine.
 - I had my lunch at half past 12.

- Children write the times shown on these clocks in their books.

1.




2.



3.



4.



New Life (based on Acts 2:22-24,32)

Good Friday was not the end of the story. On Easter Sunday people celebrate the new life that God gave to Jesus. Listen to how Peter told the people about it. The story comes from the book of the Bible called The Acts of the Apostles. The Book of Acts tells what happened to Jesus' followers after Jesus had gone back to heaven.

Peter spoke in a loud voice to the huge crowd who had gathered.
 "Listen everyone to what I am going to say. Jesus of Nazareth was sent to you by God. He lived among you and did many good and wonderful works for you, as you know. You took him and had him crucified. You killed him but God the Father raised him to new life. We know he is alive for we have seen him.

New Life



RE:

Imagine you are one of the people in the crowd who heard Peter's speech. Write a letter to one of your friends describing what you heard and how it made you feel.

History:

Imagine you are Dame Ellen MacArthur (the sailor you researched last week). Write a letter to your friends and family at home describing what it is like sailing around the world alone. Describe any difficulties you may be having on your boat and how it feels to be all alone in the ocean. Describe some of the things you have seen and encountered on your travels such as storms and wildlife.

PE:


- Find a space and follow Joe Wicks' 5 Minute Workout
<https://www.youtube.com/watch?v=fAUckPMJKSY>

Art:

- Draw and label a picture of your family. Include any pets you may have. Use this video to help you.
<https://www.youtube.com/watch?v=XPmfY6cTgKg>

Science

- Complete 'Match the Habitat' quiz.
<https://www.cserc.org/sierra-fun/games/match-habitat/>



The Emperor Penguin

The emperor penguin is the largest of the 17 species of penguin. Although penguins are birds, they cannot fly. Instead, their flipper-like wings and webbed feet make them superb swimmers, outstanding divers and skilled at catching fish.


Habitat

Emperor penguins have adapted well to their extreme habitat. They are only found in Antarctica, the coldest place on Earth. They live in a huge group called a colony. To keep them warm in cold weather, they have a thick layer of insulation, made up of feathers (plumage) and fat. However, this makes it hard for them to move quickly on land. If the weather is bitterly cold, emperor penguins group together in a huddle.



Did You Know...?

- It is a long, slow walk inland across the ice to the colony. Emperor penguins can waddle up to 120km (75 miles).
- The male penguin protects his egg from gale-force winds and extremely cold temperatures. In all this time, he eats nothing.
- Climate change is sadly a big threat to colonies of emperor penguins.



Life Cycle

Egg Laying

1

The female lays one egg in May. It uses up a lot of her energy. She carefully passes it to the male and returns to the ocean.



Incubation and Hatching

2

The male keeps the egg warm through the winter in his brood pouch on top of his feet. In July, the female returns from hunting to feed the chick food from her tummy.



Moulting

3

The chicks lose their soft, fluffy, down feathers and grow sleek, waterproof ones. This is called moulting.



Fledging

4

By December, the sea ice has melted and the chicks leave the colony (fledge) and waddle along the ice to the sea.



Breeding

5

The young penguins return when they are about five years old. In April, the penguins find a mate.

Questions

1. The emperor penguin is... Copy the correct answer into your book.

- not a large penguin
 the biggest of all the penguins
 the smallest species of penguin

2. Look at the **Habitat** section. Copy the correct answer into your book.

Sentence	True	False
Emperor penguins live all over the earth.		
They live alone.		
They live in a colony.		
Their insulation keeps them warm.		

3. Fill in the missing word.

The male penguin protects his egg from gale-force winds and extremely cold temperatures. In all this time, he eats _____.

4. Look at the **Life Cycle** section. What happens during moulting?

5. The female lays one egg in May... and returns to the ocean.

Why does she return to the ocean? Give two reasons.

1. _____
2. _____

6. How do penguins move differently on ice compared to the sea?

Use examples from the text.

