

Home Learning Tasks - Year 3

Week beginning: 22.6.2020

English tasks:

LO: to be able to confidently write a letter using the correct language and structure.

- 1) Login to purple mash.
- 2) Select English
- 3) Scroll down to letter writing.
- 4) Select Mrs Jones Change.

ACTIVITY

Write a letter to help Sam settle into his new school.

This time you are pretending to be someone else (Mrs Jones).

Don't forget to structure your letter using the correct language and structure.

We look forward to reading what Mrs Jones has written.

Maths Tasks:

- Times table practise: 2, 3, 4, 5, 8- and 10-times tables
- **Mathletics:** Length mass and volume - Are you ready task?
- **Mathletics:** Measuring length task
- **Mathletics:** How long is that? task
- **Mathletics:** How heavy? task

'Other' Task:

RE Task:

LO: to know that everyone has a special place

Christians believe that the diversity of the world and its people are God's gifts. Jesus in his life and gospel, challenges people to appreciate diversity and to create with it a harmony that reflects the unity of Father, Son and Holy Spirit. This is reflected in the work of CAFOD (Catholic Agency for overseas development).

"God created the world to show forth and communicate his glory: that his creatures should share in his truth, goodness and beauty - this is the glory for which God created them." (CCC319)

"The Church is the people that God gathers in the whole world." (CCC752)


Yulissa's story from Colombia -



Hi my **name** is **Yulissa**.


I am **eight** and I **live** in **Colombia**.

Here I am in my **school uniform**, looking **smart** and ready for hard **work**.





This is my **Grandmother**. I **live** with her. She looks after **me** and my **three brothers**.

I **like living here** with my **Grandparents** because they are **helping me grow up**.





Here are **two** of my **brothers**, **Esteferson** who is twelve and **Dalmar** who is seven.

Esteferson is in a **football team** and **trains** with a **female Brazilian footballer**. He says she is very **good!**




As you can see **home** and **school** are **two** of my **special places**.

What places are special to you?



Dalmar and I **walk** to **school** together.

School is a **special place** for me. When I **grow up** I want to be a **teacher** so that I can teach **children** how to be **lovely adults**.



At **school** my favourite **subject** is **Spanish** because I like **reading** and **writing**.



ACTIVITY 1

- What is a special place?
- What places are special for Yulissa?
- Where is your special place?
- What makes it special for you?
- Is it a place you go when you feel happy/sad, fed up/angry, just because, or another reason?
- How do you show you appreciate your special place?
- In what ways have any of your special places changed as you have grown up?
- Why do think that everyone needs a special place?

ACTIVITY 2

Describe your special place and give reasons as to why it is special. Say how your special place makes you feel. Think about:

Special Places

- My friends/family are there,
- It is a safe place,
- It reminds me of happy things that happened there,
- It is beautiful.

ACTIVITY 3

- Draw yourself in your special place.

History Task: LO: Ask questions about the history of St. Peter's.


If you had the opportunity to listen to local people, parishioners, parents, staff members to hear memories of St. Peter's School and Church what would you want to know? Write down 8 questions you would ask.

Science: Watch the video below about muscles and make notes on facts you find out.

<https://www.youtube.com/watch?v=Vnj9Ay6xmOk>

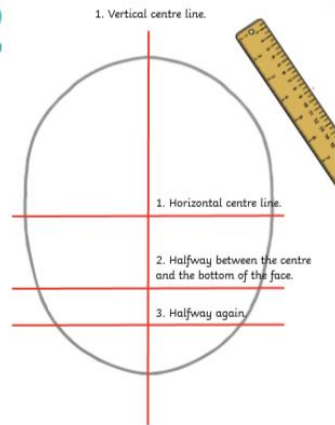
Art/DT: LO: Sketch a portrait by mapping out the face (Follow the steps below)

1



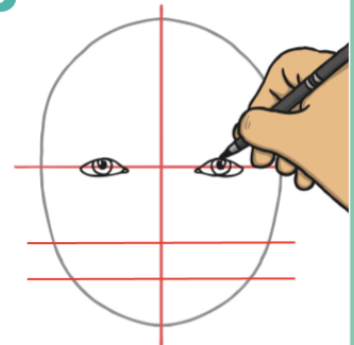
Draw a faint oval. You will go back over this later after you have drawn the hair.

2




Mark some very faint guide lines with a pencil and ruler.

3



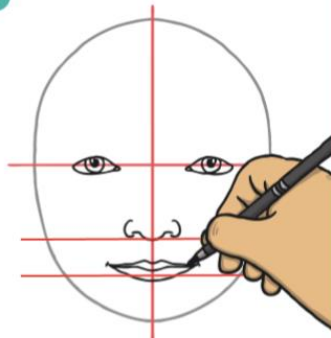
Draw the eyes.

4



Draw the nose.

5



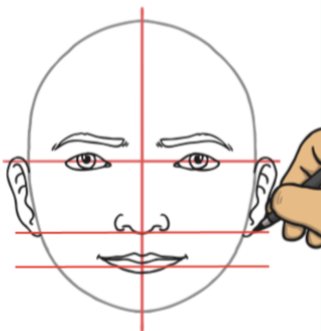
Draw the mouth.

6



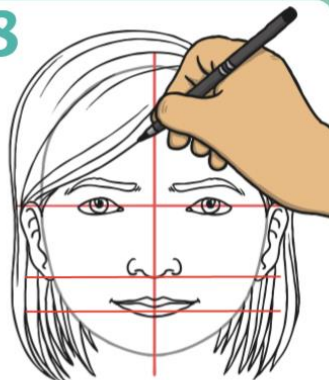
Draw the eyebrows.

7




Draw the ears.

8



Draw the hair.

9



Go over the lines of the oval that aren't covered by hair. Erase the faint guide lines and the oval lines that are covered by hair.

PE: Yoga (Cosmic Kids), Just Dance, Kidz Bop - can all be found on YouTube.

Suggested websites

PurpleMash (login in back of home learning book)

Mathletics (login in back of home learning book)

Bug Club (Please check parent/carer emails for login details)

YouTube: Cosmic Kids, Just Dance, Kidz Bop

BBC Bitesize

Horrible Histories

Pobble 365