



EYFS Information Evening

THURSDAY 25TH SEPTEMBER 2025

Our School Prayer

Fill me with your happiness and joy,
Let your Spirit live within me,
In the secret of my heart, teach me wisdom,
And keep me true to your Word,
Forgive the wrong that I do,
And in your goodness, be with me always
Amen



EYFS organisation

- Our Nursery and Reception aged pupils are 'based' in the main school building, sharing provision (in and outdoors) in 2 'mixed' classes of Nursery and Reception children



School organisation

- Key Stage One: 3 'mixed year group' classes (15 Year 1 children, 15 Year 2 children in each class). 'Open plan' space which continues and builds on EYFS principles and practise and incorporates continuous provision.
- Lower Key Stage Two: 3 'mixed year group' classes (15 Year 3 children, 15 Year 4 children in each class).
- Upper Key Stage Two: mixed year group' classes (15 Year 5 children, 15 Year 6 children in each class).





The Early Years Team




Miss Barran



Mrs Coughlan



Miss Dunkerley



Miss Crowley



Mrs Patterson



Early Years Foundation Stage (EYFS)



- Prime Areas:

Personal, Social & Emotional
Development

Communication & Language

Physical Development

- Specific Areas:

Literacy

Mathematics

Understanding the World

Expressive Arts & Design



Early Years Foundation Stage (EYFS)



Characteristics of Effective Teaching & Learning:

Playing & Exploring
Active Learning
Creating & Thinking Critically



Learning through Play



“The EYFS is about what children learn, as well as how they learn. Effective practice is a mix of different approaches. Children learn through play, by adults modelling, by observing each other and through adult-guided learning. .” (DfE, Statutory Framework for the EYFS, 2025)

Development can only
take place when children are
actively involved,
when they are occupied with a
high, non-stop degree of concentration,
when they are interested, when they
GIVE THEMSELVES completely,
when they use all their
(mental)
abilities
to invent and
MAKE new things
and when this gives them a high degree of
satisfaction and pleasure.
Ferre Laevers

Play is recognised as so important to their well-being and development that the right to play is set down in the United Nations Convention on the Rights of the Child (1989), and play is a fundamental commitment within the Early Years Foundation Stage.” (DCSF, Learning, Playing & Interacting, 2009)



Our timetable



Time	Monday	Tuesday	Wednesday	Thursday	Friday
8.40am-8.50am	Arrival at school, continuous provision	Arrival at school, continuous provision	Arrival at school, continuous provision	Arrival at school, continuous provision	Arrival at school, continuous provision
8.55am - 9.10am	Registration/ Prayer & Worship	Registration / Prayer & Worship	Registration / Prayer & Worship	Registration / Prayer & Worship	Registration / Prayer & Worship Celebration Assembly
9.10am-9.45am	Nursery - Wiggle me into a Squiggler/Dough Disco & Phase 1 Reception - Phonics	Nursery - Wiggle me into a Squiggler/Dough Disco & Phase 1 Reception - Phonics	Nursery - Wiggle me into a Squiggler/Dough Disco & Phase 1 Reception - Phonics	Nursery - Wiggle me into a Squiggler/Dough Disco & Phase 1 Reception - Phonics	9:30 onwards Nursery - Wiggle me into a Squiggler/Dough Disco & Phase 1 Reception - Phonics
9:45am - 10am	Snack Time	Snack Time	Snack Time	Snack Time	Snack Time
10am - 11:10am	Continuous provision indoor and outdoor	Continuous provision indoor and outdoor	Continuous provision indoor and outdoor	Nursery - BLAST/Continuous Provision Reception - PE/Continuous Provision	Continuous Provision indoor and outdoor
11.10am- 11.30am	N&R - My Happy Mind	Nursery - Maths Reception - Maths	Nursery - Maths Reception - Maths	Nursery - Maths Reception - Maths	Nursery - Maths Reception - Maths
11.30am- 12.30pm	Lunch 12.10pm Nursery - Input & Continuous Provision	Lunch 12.10pm Nursery - Input & Continuous Provision	Lunch 12.10pm Nursery - Input & Continuous Provision	Lunch 12.10pm Nursery - Input & Continuous Provision	Lunch 12.10pm Nursery - Input & Continuous Provision
12.30pm- 1pm	Registration, Prayer & Worship, Literacy/Theme	Registration, Prayer & Worship, Literacy/Theme	Registration, Prayer & Worship, Literacy/Theme	Registration, Prayers RE	Registration, Prayer & Worship, RHE
1.00pm-2.30pm	Continuous provision indoor and outdoor	Continuous provision indoor and outdoor	Continuous provision indoor and outdoor	Continuous provision indoor and outdoor	Continuous provision indoor and outdoor BLAST Music Enrichment
2.30pm-3pm	RE/Mark 10 Mission/Prepare for home	Story time/Theme input/Prayer & Worship/preparation for home	Story time/Theme input/Prayer & Worship/preparation for home	Story time/Theme input/Prayer & Worship/preparation for home	Story time/Prayer & Worship & preparation for home

Your child's day



Morning

- Enter school, organise belongings and work in the areas of provision
- Registration, Collective Worship, 'carpet time', Dough Disco
- Nursery – Phase 1 Phonics & Wiggle me into a Squiggler
- Reception – RWI Phonics
- Children work in the areas of provision (inside & outside)
- Focussed groups throughout the mornings
- Reception – Squiggle While you Wiggle
- Snack time
- Nursery & Reception – daily Maths session
- MyHappyMind – weekly sessions (Nursery & Reception)
- Story time/singing/morning review/RE/Collective Worship

Your child's day



Afternoon

- Registration & Collective Worship
- Nursery – Circle Time/Literacy
- Reception – Talk through Stories
- Children work in the areas of provision (inside and outside)
- Focussed groups
- RE sessions
- RHE sessions (Reception)
- Music sessions
- Reception – Weekly PE session (Thursdays)
- Topical/themed inputs
- Story time/preparation for Home Time



Phonics and early reading

We follow the Read Write Inc. (RWI) phonics scheme

- Nursery – RWI Phonics begins in the Summer term, we do lots of pre-phonics work over the course of the year (Phase 1 Phonics)
- Reception – RWI daily Phonics sessions
- Initially in whole class sessions, moves to smaller groups after around 4-6 weeks



<https://home.oxfordowl.co.uk/reading/reading-schemes-oxford-levels/read-write-inc-phonics-guide/>

[How the Read Write Inc. phonics works - a parent/carer's guide \(youtube.com\)](https://www.youtube.com/watch?v=...)

Phonics and early reading



[Why read to your child? - YouTube](#)

[10 things to think about when you read to your child \(youtube.com\)](#)

Phonics and early reading



- RWI's Nursery scheme is designed for Nurseries and Pre-Schools to teach phonics the term before children start in Reception (Summer Term).
- Prior to this, we focus on Phase 1 which concentrates on developing children's speaking and listening skills and lays the foundations for the later phonic work. The emphasis during Phase 1 is to get children attuned to the sounds around them and ready to begin developing oral blending and segmenting skills.



Phonics and early reading

- Children in Reception will begin with learning the Set 1 sounds – each session follows a similar routine which includes learning to see and say the new sound, oral blending, sound blending and letter formation.
- As part of the scheme, we encourage and model saying the sounds in the ‘purest’ form:

[Read Write Inc.: How to say the set one, set two and set three sounds \(youtube.com\)](https://www.youtube.com/watch?v=...)

- As the children progress, they will begin to read ‘green’ and ‘red’ words – ‘Word Time’, ‘Ditties’ and story books.

Phonics and early reading



- 'Word Time' – as soon as children have learnt a few initial sounds, they begin to learn to blend the sounds together to read real words. Each word time session involves oral blending before we show the words written on green cards – 'green words.'
- Children practise 'Fred talking' until they become able to read them on sight.
- Fred plays an important part of our Phonics sessions, he is only able to speak in sounds, not whole words.
- Children can start blending sounds as soon as they know a small group of letters well. We start with blending oral sounds then progress to reading the letters and blending them together to say the word.
- 'Ditty' sessions follow on from this where children who are becoming confident with reading single words are introduced to reading sentences.





Phonics and early reading

- The next stage of RWI phonics is for children to read storybooks that are linked to their developing phonic knowledge.
- The storybooks consist of **green** words linked to the sounds they have been learning and **red** words – words that are not decodable.
- Activities such as comprehension, questions, partner work and writing activities follow.



Phonics and early reading



- Spelling with 'Fred Fingers' – we teach the children to use their fingers to aid them as they write words. The children say the sounds out loud and break the word down into individual sounds.
- If a word has three sounds, children hold up three fingers, four sounds, four fingers etc.
- Children pinch each finger as they say the sounds needed in the word. Then they write the letters that represent each sound.
- Letter formation is covered each day using the 'letter formation rhyme' linked to the sound cards.

Maths




- We have daily focussed maths sessions for both Nursery and Reception aged pupil. However, we weave maths throughout our daily routine and conversations. The children have access to maths opportunities throughout the day and they can access the 'Maths Area' whilst working in continuous provision to further practise and embed the skills they are developing.



- For Nursery children, we use the White Rose Maths scheme which is based on stories, ensures a practical 'hands on' approach, developing key mathematical concepts and 'talk' throughout the year.

Step 1


In this small step, children will **collect objects to compare amounts**. Begin with an empty box or basket and ask, "What could I put in my ...?" Model making a collection of teddies. Talk about the objects as you put them into the box.



Then, make another collection of different objects. Explain to children that it is still your collection, but now it's a collection of different things.

Step 2

In this small step, children will **make simple comparisons of amounts**. Model having a large collection of a snack, such as crackers. As a group, eat some of the crackers. Show children that there are fewer crackers now.



Also model increasing the amount in a collection. Make another collection of different objects, such as cars in a car park, but start with only a small amount. Then show more cars arriving so there are lots.

Step 3


In this small step, children will **look for collections of large and small amounts**. Explore different areas of provision and encourage children to notice what different collections they can see.



Draw children's attention to where there are obvious large and small collections. Encourage them to point out where else they can see a large collection or a small collection.

Step 4

In this small step, children will **compare and talk about large and small amounts**. Make a large collection of toys and a small collection of toys next to it on the carpet. Support children to discuss that there are a lot of toys in one pile and only a few in the other pile.

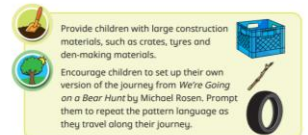

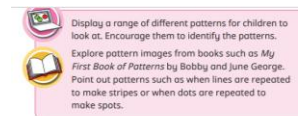
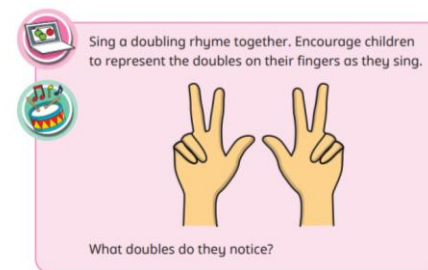

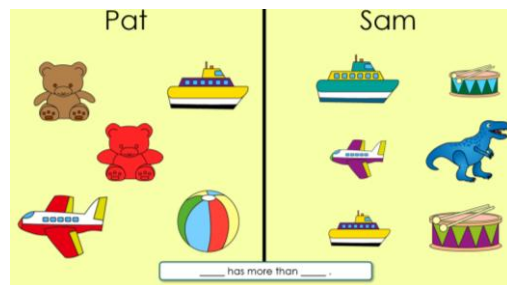


Move some toys from the large collection to the small so that this pile now has more. Ask children, "What has happened? Which collection has more?"

Maths



- For Reception children, we use both White Rose Maths and NCETM Mastering Number schemes enabling the children to develop and demonstrate good number sense, develop firm mathematical foundations, develop fluency and develop shape, measure and spatial thinking in a practical, 'hands on' approach.





Morning 'drop off'

Morning 'drop off'

- School gates open from 8:30am, please 'drop' your child off via the outdoor area (under canopy). We encourage the children to enter the building independently and 'hang up' their own belongings.
- When 'dropping off' please take note of the 'stands/signs' and ensure that the entrance door remains clear for all children to enter the building safely.
- If you need to speak to a member of the team, please wait until all children have entered the building safely.



Afternoon 'pick up'

Afternoon 'pick up'

- School gates open from 3pm, please queue and collect your child from the outdoor area.
- When collecting your child, please take note of the 'stands/signs' and ensure that the exit door remains clear for all children to exit the building safely.
- When collecting your child, the member of the team 'on the door' will ask who you have come to collect, please state your child's name clearly. Your child will be then called from class to exit school.
- Please let us know if there will be a different collection arrangement for your child – e.g. the adult collecting your child from school.
- We release all EYFS children from the same exit, so please bear with us as we safely release all children from school.

Communication with school

- Speaking to the EYFS team and when we need to speak to you
- Class Dojo – Class Stories and individual messaging function
- Phone calls, text message service, letters and newsletters
- Tapestry
- Please ensure all contact details are always up-to-date



Behaviour and Readiness to Learn Policy

- At St Thomas More we have three school rules

Ready

Respectful

Safe

Be ready – ready to learn, ready to listen, wear the correct uniform, ready to accept

Be respectful – show respect to all adults, show respect to other children, treat the school building and property with respect

Be safe – behave in an orderly and self-controlled way, follow adult instructions from all members of staff, tell a member of staff when they see or hear something they don't think is right



Learning Journey's

Each child has their own Learning Journey file which is a working document including;

- Observations and photographs
- Pieces of work

To create a fully rounded picture of your child's development we ask you to contribute to this document.

- 'Wow' moments – please share any 'Wow' moments with us by sending us an email or by adding them on 'Tapestry'



Helping at home

- Continue to practise putting on/taking off coat, dressing and undressing, personal care and hygiene, tidying up...
- Reading with and to your child and **talking** about the stories that you have read, discuss the setting, characters, what could happen next etc.
- Practise fine and gross motor skills – throwing and catching, carrying objects, construction, threading, cutting etc.
- Maths – lots of practical counting activities (not just by rote), look out for numbers in the environment, identify shapes, say the days of the week, look at a calendar, talk about the passing of time, weigh and measure things, baking, cooking, sharing objects, talking about and noticing patterns, handling money, using coins, go to the shops to buy items etc..



Useful information

- We are a 'Nut Free' environment – if you are sending a packed lunch for your child, please ensure that the items sent in are 'nut free'
- What to do if your child is unwell and what we do if your child is unwell
- **Please label all items of uniform, water bottles and personal belongings**
- PE Kits – for Reception children only. Please send your child into school wearing their PE kits each week – we will confirm the day that we will be doing PE and let you know. Please ensure that your child also wears appropriate footwear and has a coat to suit the weather as we will continue to work in and outdoors throughout the day.





Thank you for attending this
evening



IF YOU REQUIRE ANY FURTHER INFORMATION, PLEASE SPEAK TO A
MEMBER OF THE TEAM OR CONTACT THE SCHOOL OFFICE