

KS1 Parents Information Meeting

Tuesday 15th July

5pm



Purpose of the meeting: (may be a refresher for children going into year 2)

- To introduce the teaching staff working in the department
- To give an overview of how the department works
- To give general day to day information
- Inform you of key dates for the year
- To let you know how you can communicate with us
- A chance to ask any questions

Meet the teaching staff:



Mrs Craven



Miss Kadir



Miss Byrne

Routines of the day:

We use these 2 doors for all children to enter school each morning and leave school each evening:

Miss Byrne's class
enter and leave
via this door



Mrs Craven's and
Miss Kadir's
classes enter and
leave via this door

Start of the day

- The children will come into school each morning once we open the doors. They do not need to line up.
- Please encourage the children to come into school independently, we will be there to help and support with this.
- The children will come in each morning and begin their 'early morning work'. This will either be handwriting practice or daily arithmetic activities.

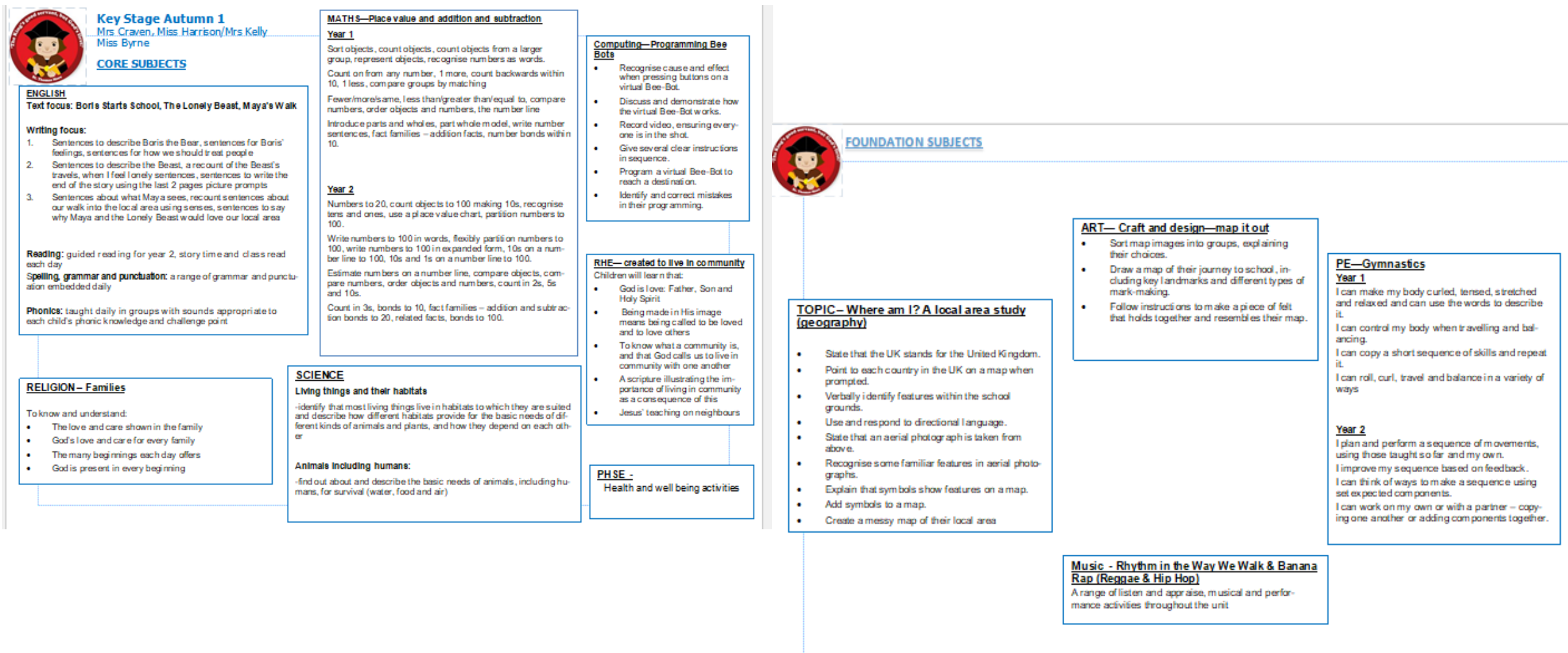
End of the day:

- We will begin to open the doors and let children out at around 3.05 as this allows us time to stagger letting the children out as the playground can become crowded.
- At the start of the year as we get to know you all, letting the children out will take longer while we ensure their safety so please bear with us on this and be patient.
- Both Mrs Craven's class and Miss Kadir's class will be released from the same door so please be extra patient with these classes.

What will your child do each day/week?

- Throughout the week the children will engage in a range of lessons and activities:
- Phonics lessons
- English/writing lessons
- Maths lessons
- Religion lessons and worship
- Topic lessons – history or geography based
- Science lessons
- PE lessons
- Throughout the half term they will also engage in D&T lessons, art lessons, RHE lessons, computing lessons
- The children will also engage in the continuous provision areas throughout the week where they will be free to lead their own learning and also engage in set challenges for the week.

How you will find out about what the children are learning about each half term:



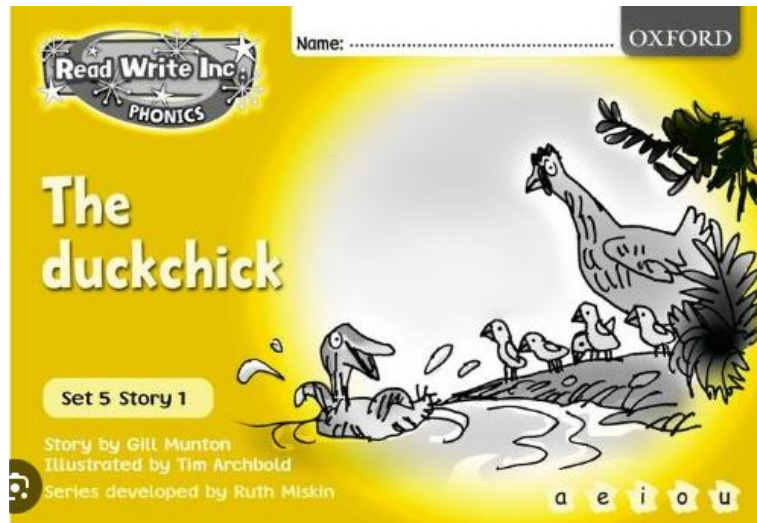
Phonics



- The children have been recently assessed in their phonics and will be grouped into their phonics groups according to these. They will be grouped according to their 'challenge point'
- Each half term the children are re-assessed and re-grouped according to their new challenge point
- We will be holding some phonics workshops for parents this year where you can learn more about what phonics looks like for your child and how you can support them at home




Home reading books

- These go hand in hand with what your child is doing in their phonics group
- They will bring home the book they have read in their group the previous week and a book bag book which goes alongside this:




Reading for Pleasure Book

- This can be a book they would like to bring home to share with you, a book they would like you to read to them or if you prefer you can read your own book from home with them or perhaps visit the library.



Books they will bring home:


- So they will home 2 or 3 books each week for their home reading books:
 1. The book they have read in their phonics lessons (this is paper so be extra careful with these)



2. A book bag book which matches their phonics level



3. A reading for pleasure book (if they would like to take one)



They will bring home these in their book bag with their reading record. Please comment and sign each week.

We will write in their reading record which day your child should bring their book bag in each week as this is not the same for all children.

TTRS and NumBots



- Every child will be given a login which works for both TTRS and NumBots.
- We will stick this in the front of their reading records.
- Numbots is a great way for children to practice their basic number skills and mental maths
- TTRS is a great way to get children started on and practicing their times tables.

Behaviour and Reward Systems



- We focus mainly on the reward aspect of these systems:
- Dojos
- Recognition
- Stars of the week
- Saint Award
- Other mini certificates – maths star, handwriting star
- Phonics star
- We do not operate a red and yellow card system, children will be spoken to about behaviour choices in the moment and they may be asked to stay in at break time for 5 minutes to reflect on choices.



At home

- Hear them read their 2 phonics books. There are questions in these you could ask them to verbally answer.
- Read a reading for pleasure book with them or to them.
- Then fill in their reading record and send it in to us on their specified day.

Spellings and Mission File

- Spellings and Mission file on class dojo and emailed each Friday

Pre-programme
Special focus 1


Read Write Inc.

Compound words

- Take turns to read the information with your partner.

When two words are joined together to make another word, we call it a **compound word**:
play + ground playground
- Write the compound word that is created when these words are joined together.

a black + berry _____
b tooth + paste _____
c bath + room _____


- Split these compound words into two words. The first one has been done for you.

a firefighter fire + fighter
b goalpost _____ + _____
c lifeboat _____ + _____
d pancake _____ + _____
- Complete each sentence using the correct compound word.

suitcase birthday rainbow fishcake

Year 2 Spellings
WB 23.06.25
colder/coldest
warmer/warmest
slower/slowest
harder/hardest
taller/tallest
faster/fastest
closer/closest
larger/largest
wiser/wisest

MARK 10
MISSION

MISSION FILE

GOOSEPEL

MATTHEW 16:13-19

At that time: When Jesus came into the district of Caesarea Philippi, he asked his disciples, 'Who do people say that the Son of Man is?' And they said, 'Some say John the Baptist, others say Elijah, and others Jeremiah or one of the prophets.' He said to them, 'But who do you say that I am?' Simon Peter replied, 'You are the Christ, the Son of the living God.' And Jesus answered him, 'Blessed are you, Simon Bar-Jonah! For flesh and blood has not revealed this to you, but my Father who is in heaven. And I tell you, you are Peter, and on this rock I will build my Church, and the gates of hell shall not prevail against it. I will give you the keys of the kingdom of heaven, and whatever you bind on earth shall be bound in heaven, and whatever you loose on earth shall be loosed in heaven.'

WORD OF THE WEEK

MISSIONARY DISCIPLESHIP

PRAYER

RECORD THREE WAYS THAT YOU HAVE BOLDLY SHOWN YOUR LOVE FOR JESUS WITHOUT WORRYING ABOUT WHAT OTHERS MIGHT THINK.

1.
2.
3.

AS YOU SLOWLY READ OR LISTEN TO THE SCRIPTURE, WHICH LINE STANDS OUT? HIGHLIGHT IT IN THE TEXT. PRAY ABOUT HOW GOD MAY BE SPEAKING TO YOU THROUGH THIS LINE?

WONDER QUESTIONS


WHY DO YOU THINK JESUS CHOSE SAINT PETER TO BE THE FIRST POPE AND LEADER OF THE CHURCH ON EARTH?

WHAT WAS IT THAT MEANT SAINT PAUL COULD STEP INTO DANGEROUS PLACES AND SHARE THE GOOD NEWS OF JESUS WITHOUT FEAR?

MISSION

BE LIKE SAINTS PETER AND PAUL AND SHOW YOUR LOVE FOR JESUS WITHOUT WORRYING ABOUT WHAT OTHERS THINK. WHEN SOMEONE SAYS 'LET'S PRAY,' CLOSE YOUR EYES STRAIGHT AWAY. DON'T WORRY WHETHER ANYONE ELSE IS OR NOT. IF YOU WANT TO SING LOUDLY, GO FOR IT AND LIFT UP YOUR HANDS IF YOU WANT TO. IF YOU WANT TO PRAY ON YOUR KNEES OR CARRY A ROSARY IN YOUR POCKET JUST DO IT. BE A LEADER. BE THE ONE WHO SHOWS OTHERS THE WAY AND SHOW YOUR LOVE FOR JESUS WITHOUT COUNTING THE COST.

COLOUR




Phonics One to One Tutoring

- If your child is identified for one to one tutoring in phonics, this is a daily intervention to help them make speedier progress in their phonics.
- They may last a half term or longer depending on what we feel they need.
- If your child is identified and you would like to know more about what sounds and words they are focussing on in these groups please just ask.

Important dates:

- Open day in September to come in and see the children in their new environment – date to follow
- Phonics meetings for parents – dates to follow
- Christmas Concert in December – date to follow
- Assessments for phonics every half term
- Assessments for reading, writing and maths – every term (December, April, June/July)
- Year 1 Phonics Screening Check – June 2025 (parent info zoom before this)
- Parents meetings/evenings – November and April
- End of year reports – July 2025

General information



- PE day is still to be decided, we will let you know well in advance of their first PE lesson. On their PE day children can attend school in their PE kit.
- Snacks – fruit and milk is provided daily but children are welcome to bring in their own healthy snack to eat at break time.
- Please send in a water bottle each day for your child. They can be refilled throughout day.
- We run a ‘snack fund’ to help supply other snacks and bits for the department for anyone wishing to donate (this is optional). If you do wish to donate a link will be sent at to do so in September.
- **NAMES ON EVERYTHING!** The children are amazing at taking things off or leaving things places and without names they can be very hard to locate again! We spend a lot of time searching for lost property!

Uniform reminder

- Children should be in full school uniform
- School shoes
- No jewellery including earrings for safety reasons.
- Plastic holders for the holes can be worn



Opal Play and Outdoor Provision

- For Opal play we will ask that you send in a change of clothes including underwear and socks for their Opal Play bag so that if they get wet or dirty they have a change of clothes in school
- These are also great to have if your child has an accident which can still happen at this age
- Also we will ask for a pair of wellies (with names on) to be sent into school for Opal Play as well as outdoor provision and a waterproof coat (also named) that we can keep in school.


How to contact us:

- Via email:
- ccraven@stthomasmorerc.rochdale.sch.uk
- hkadir@stthomasmorerc.rochdale.sch.uk
- obyrne@stthomasmorerc.rochdale.sch.uk

Ring the office

- We will get back to you as soon as we can.


Follow us on Twitter/X:



@MrsCravenSTM

@MissByrneSTM

@MissKadirSTM



Any questions...

- Type them in into the chat
- Email us

• If we can't answer a question we will get back to you via phone call or email.

