

Welcome to Lower Key Stage 2

Years 3 and 4



Meet the staff



Mrs Craven



Mrs Weekes



Miss McBride



Mrs Hickman

Mrs. Craven - LKS2 Manager/Teacher
Miss McBride - Teacher
Mrs. Hickman- Teacher
Mrs. Weekes - Teacher
Mrs. McNally - TA
Miss Bausor - TA
Mr. Robinson - TA
Mrs. Royle - TA



Mrs McNally

Split classes



- These are now the norm for us and we have become expert in managing every aspect of the day to day life in split classes.
- ALL children are appropriately challenged in ALL lessons regardless of year group, age or ability.



Daily routine/timetable

LKS2 Weekly Timetable

Time REGISTER 8.40-8.50		8.50 – 9.30	9.30-10.45		10.45-11.05	11.05 – 12.00	12.00 – 12.30	12.30-1.30	1.30-1.50	1.50- 2.40	2.40 – 3.10
Mon	RAR time Reading	9:00-9:30 Assembly/Handwriting Model	9:30 – 10:20 Maths	10:20- 10:45 Spelling groups	B	English	Guided reading	L	Reading/RARs	Topic	Class read
Tues	RAR Time Reading	9.00 – 9.50 Maths	Y4 swimming Y3 Provision		R	Y4 swimming Y3 Provision	Guided reading	U	Reading/RARs	Religion	Class read
Wed	RAR time Reading	PPA	PPA (Worship with AW, sport, SPaG)		E	PPA	Guided reading	N	Reading/RARs	English	French
Thur	RAR Time Reading	CLIC	9.30 – 10.20 Maths	10:20- 10:45 Spelling groups	A	English	Guided reading	C	Reading/RARs	Science	Class read
Fri	RAR time Reading	9:00-9:30 Assembly	9:30 – 10:20 Maths	10:20- 10:45 Spelling groups	K	English	Guided reading	H	1.30 – 2.15 Religion		2.15 Enrichment time

What we are learning...

- Sent out each half term
- Will replace lots of the 'information' given on end of year reports.
- End of year reports will now focus on
- specific strengths and areas for development

MATHS		SCIENCE – MAGNETS AND FORCES
<p>Number- Place Value Read and write numbers up to 1000 in numerals and in words. Identify, represent and estimate numbers using different representations. Find 10 or 100 more or less than a given number. Find 1000 more or less than a given number. Recognise the place value of each digit in a 3 digit number. Recognise the place value of each digit in a 4 digit number. Order and compare numbers to 1000. Order and compare numbers beyond 1000. Count from 0 in multiples of 50 and 100 Count in multiples of 25 and 1000 Solve number problems and practical problems involving these ideas. Solve number and practical problems that involve all of the above and with increasingly large positive numbers. Count backwards through zero to include negative numbers. Round any number to the nearest 10, 100 or 1000 Round decimals with one decimal place to the nearest whole number. Read Roman numerals to 100 (I to C) and know that over time, the numeral system changed to include the concept of zero and place value.</p>	<p>Number – Addition and Subtraction Add and subtract numbers mentally, including: a three-digit number and ones; a three-digit number and tens; a three digit number and hundreds. Add and subtract numbers with up to three digits, using formal written methods of columnar addition and subtraction. Add and subtract numbers with up to 4 digits using the formal written methods of columnar addition and subtraction where appropriate. Estimate the answer to a calculation and use inverse operations to check answers. Estimate and use inverse operations to check answers to a calculation. Solve problems, including missing number problems, using number facts, place value, and more complex addition and subtraction. Solve addition and subtraction two step problems in contexts, deciding which operations and methods to use and why.</p>	<p>To observe the forces that magnets produce To name some materials that magnets can attract and some they cannot. To name some materials that magnets can attract and some they cannot. To explain what a magnetic pole is and what it can do. To explain what a magnetic pole is and what it can do.</p>
ENGLISH		TOPIC – The Stone Age
<p>Text focus: Stone Age Boy, <u>Minow</u> and the Bear Writing focus: first person monologue, telling a story from another person's perspective, diary entry, setting description, instructions Reading: quided reading 30 minutes per day, class read 10 minutes per day Spelling, grammar and punctuation: a range of grammar and punctuation embedded daily, streamed spelling groups 3 times per week</p>		<p>4 key concepts: The 3 key periods of the Stone Age The changes from Stone Age to Iron Age What were settlements and what were they used for? (Skara Brae, Stone Henge) What is a hunter-gatherer and how has what we understand about their purpose changed? EXTRA: Primary source (<u>first hand</u> account) Secondary source (analyses the primary source – text book)</p>
		RELIGION - FAMILIES
		<p>To explain the idea of a 'family.' To understand what God means by 'family.' To understand God's vision for family. To explain how parents and children should respect one another as God wants them to. To know how The Holy Family are an example of how we should live To explain how God is always with us. To explain how Jesus wants us to love one another</p>

Our behaviour system:

- Good the be Green rules which the children are familiar with.

1. Listen to each other
2. Treat everyone with politeness and respect
3. Work to the best of our ability
4. Help each other to stay safe
5. Respect the school environment





- Not following the rules:
- STEP 1: verbal warning
- STEP 2: their card is turned to yellow and as a consequence will lose 10 minutes of their break or lunch time.
- STEP 3: their card is turned onto a red card and they may need to see a member of the senior leadership team
- Cards can be escalated depending on the behaviour e.g. acts of violence immediate red card
- Yellow or red cards mean missing some of all of enrichment time on Friday afternoon.
- We will inform you of behaviour as and when we feel necessary



- Working towards a completely green week so that they can eventually earn 10 green weeks and earn themselves a bronze badge.
- 10 weeks BRONZE
- 20 weeks SILVER
- 30 weeks GOLD and lunch with Mrs. Butterworth! (or a similar treat!)
- HIGH EXPECTATIONS FOR BEHAVIOUR AT ALL TIMES!

What are Class Dojos?

- A positive reward system where teachers can look for those good choices being made and immediately reward a child.
- Working towards class total of 3,000
- Great incentive across the classroom from behaviour, to effort, to participation, to neater work, to being more helpful, friendly and kind.





Receiving information about your child's progress

- Formally it will be parents evening twice in the year - November and March and end of year reports in July.
- However, if you are concerned or just feel like you need an update phone the office and we will be happy to make an appointment to see you, please let us know the nature of the meeting so that we can prepare.
- If we feel that we need to chat to you about something we will make an appointment to see you.
- We are very friendly and approachable and you can come and see us anytime!

Writing

- The Write Stuff
- The BFGs:
- Boomtastics
- Fantastics
- Grammaristics







Reading

Guided reading 30 minutes per day.



	Monday	Tuesday	Wednesday	Thursday	Friday
Group 1	Guided Reading	Post Reading Activity	Topic Reading	Hand-writing	Pre-reading
Group 2	Pre-reading	Guided Reading	Post Reading Activity	Topic Reading	Hand-writing
Group 3	Hand-writing	Pre-reading	Guided Reading	Post Reading Activity	Topic Reading
Group 4	Topic Reading	Hand-writing	Pre-reading	Guided Reading	Post Reading Activity
Group 5	Post Reading Activity	Topic Reading	Hand-writing	Pre-reading	Guided Reading





- The children will also be read to for 10 minutes per day their 'class read' book.
- The children will engage in 10 minutes of silent reading every day, this is when they will change their reading books. The children are more independent with this in LKS2
- Not all children are 'heard' read in LKS2 we use other methods to assess their reading skills.



- The colours in LKS2 are: RED, WHITE, LIME, DARK BLUE
- Children are of course free to read their own books and follow their interests but they need to be an appropriate level e.g. all Roald Dahl books are not the same - The Twits (Lime), Matilda (Dark Blue).



Reading at home and homework diaries

- The children should be reading at home for 20 minutes per night, they should write page numbers and interesting vocabulary spotted and you should initial/sign.
- Reading to your child each night is still of huge value, even if they are competent readers.
- Competent readers make competent writers and spellers
- Homework diaries are checked in school on a Friday and signed by the teacher.



CLIC/BIG MATHS




- CLIC is how the children will learn facts and engage with maths concepts and skills on a daily basis
- This is taught for 10 to 20 minutes each day in addition to their maths lesson



C	Multiples of 3/Read numbers with 4/5 digits	Steps 6 and 7
L	3 times tables	10
I	Fact families 3 x tables	5
C	Adding in 10 and 100s/1000s	18,21






Homework



- Maths and English homework is rotated so children receive one homework task per week. Sent out on a Friday to be returned the following Thursday. Differentiated where necessary
- Spellings sent home every Friday and tested the following Friday, children are split into spelling groups for this so class teacher and spelling teacher may be different.
- We may send home a more creative homework from time to time.
- Times tables to be practised at home, they are imperative for so many parts of the curriculum. Year 4 have an expectation from the maths curriculum to know ALL tables.

PE kit, games kit, year 4 swimming, snack, pencil cases, school bags, lost items

- *PE kits in school at all times*
- As the weather becomes colder a **games kit** will be needed (tracksuit pants/leggings, sweatshirt/hooded top, trainers) **NEEDS TO BE WORN WITH RED SCHOOL PE T-SHIRT**
- **NO CROP TOPS!**
- *Year 4 swimming kit every Tuesday until January*
- **Snack - yes please!** Lunch is at 12.30 and from 11.30 we have hungry, unproductive children. Fruit or milk is not provided for KS2 so please send something with your child daily. We accept:
 - ✓ Fruit
 - ✓ Chopped raw veg
 - ✓ Breakfast/cereal bar
 - ✓ Yogurt drink (not actual yoghurt)
 - ✓ NO CHOCOLATE BARS, CRISPS, CAKES ETC.
- **Water bottles in school please.** We have a water tower to refill and a few of 'emergency' cups but it is very unhygienic for 60 children to share the same 5 cups!



- Pencil cases are okay in school as long as children adhere to the rules and use them when appropriate.



- School bags - not too big or full of unnecessary items.

- Lost items - children in year 3 and 4 seem to be better at losing things than the younger children! They need to be responsible for their own things from coats, to jumpers/cardigans to pencil cases etc. as we do not have the time to look for lost items.

- Earrings are not allowed in school

- Trainers are not allowed, school shoes only please



Follow us on Twitter

To see what we are up to on a weekly basis follow us on Twitter:

@MrsCravenSTM

@MrsHickmanSTM

@MissMcBrideSTM



Sacramental programme

Year 4 parents can escape now!

But don't forget you know where we are if at any point in the year you need to see us.

Sacramental programme 2018-2019