


Key stage 1

Phonics screening check

Pupils' materials



Year 1 Phonics Screening Check


Parents Information Meeting

Monday 12th May 5pm

Key stage 1

Phonics screening check


Pupils' materials



Purpose of the meeting:

- What is the phonics screening check?
- How and when will the phonics check be administered?
- Reporting to parents
- A chance to have your questions answered

What is the Phonics Screening Check?



The Phonics Screening Check is a government check designed to confirm whether pupils can effectively blend sounds to read words.


It is designed to identify children who need extra support to improve their decoding skills.

We have our own assessment tools in school which allow us to track the children's progress in phonics as well as any possible gaps in their sounds or decoding skills.

Real and nonsense words

- The phonics screening check contains 40 words divided into two sections of 20 words. Both sections contain a mixture of real words and nonsense words.
- Nonsense words are a way for the children to be assessed on their knowledge of sounds and their ability to blend these sounds into words as most nonsense words cannot easily be 'sight' read by the children.

glog



high

Structure of the phonics screening check

The phonics screening check contains 40 words divided into two sections of 20 words. Both sections contain a mixture of real words and pseudo-words.


Section 1

- Page 1 Four pseudo-words
- Page 2 Four pseudo-words
- Page 3 Four pseudo-words
- Page 4 Four real words
- Page 5 Four real words

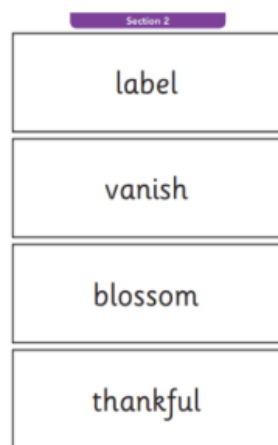
Section 2

- Page 6 Four pseudo-words
- Page 7 Four pseudo-words
- Page 8 Four real words
- Page 9 Four real words
- Page 10 Four real words

All pseudo-words in the check are accompanied by a picture of an imaginary creature. This provides a context for the child (naming the type of imaginary creature) to ensure that they are not trying to match the pseudo-word to a word in their vocabulary.



Example words from section 2



Section 1

The words in section 1 will have a variety of simple word structures (for example CVC, VCC, CCVC and CVCC) using:

- single letters (a, b, c, d, e, f, g, h, i, j, k, l, m, n, o, p, q(u), r, s, t, u, v, w, x, y, z)
- some consonant digraphs (ch, ck, ff, ll, ng, sh, ss, th, zz)
- frequent and consistent vowel digraphs (ar, ee, oi, oo, or)

Section 2

The words in section 2 will have a variety of more complex word structures (for example CCVCC, CCCVC, CCCVCC, two syllable words etc) using the grapheme phoneme correspondences (GPCs) from section one as well as the GPCs listed below:

- additional consonant digraphs (ph, wh)
- less frequent and consistent vowel digraphs, including split digraphs (a-e, ai, au, aw, ay, ea, e-e, er, ew, i-e, ie, ir, oa, o-e, ou, ow, oy, ue, u-e, ur)
- trigraphs (air, igh)
- alternative pronunciations (a, c, ch, e, ea, er, g, i, ie, o, ou, ow, s, u, ue, u-e)




Example words from section 1



Expected Standard

- There will be a pass mark for the check which will deem children to have reached the expected standard. Over recent years the pass mark has been 32 words read correctly however the pass mark will not be released until all of the tests have been taken
- Year 1 children who do not reach the expected standard during the check will retake the check at the end of year 2.
- These children will receive additional interventions to support them throughout year 2.



Knowing the children

- The test will be administered by myself. All children are familiar with me as the person who carries out phonic based assessments.
- This will allow for the children to feel comfortable and confident but also allow for me as a familiar adult to make allowances for children's speech or accents.
- Watch the video: <https://www.youtube.com/watch?v=W3ImrUwhzHc>
(4.55)

For teachers but good for you to see how it is administered.

How and when will the check be administered?



- No timings – take as long as needed but it shouldn't too long that the children lose interest or become distressed.
- If we feel some children need to have a break in between sections then we can arrange for that
- Familiar adult
- In a quiet undisturbed space which is familiar to the children
- Week beginning 9th June (first week back), any absent children we have until Friday 20th June to administer the check.
- We will decide ideal times of the day to administer the check for concentration levels.

Helping at home

- I have been sending home some online phonics lessons from our RWI portal for the children to do at home, please do these as much as possible.
- Some children have been send home paper QR codes for set 3 online lessons, please do these as much as possible
- Over the May half term I will send home more online home learning for the children to access.



Reporting to parents

- You will receive information on your child's phonics screening score with their end of year report in July.



Any questions?

- You can type these in the chat/ask them by unmuting or if you would rather you can email me on:
ccraven@stthomasmorerc.rochdale.sch.uk
- If I cannot answer your question I will get back to you