

# Welcome to Lower Key Stage 2 Years 3 and 4



# Purpose of the meeting:

- Introduce staff
- Give an overview of how the department works
- General day to day information
- Information on how we will communicate as well as Google Classroom and home learning
- If you have any questions please type them in the chat and we will endeavour to answer them throughout the meeting

# Meet the staff



Mrs Craven



Mrs McNally

Mrs. Craven - LKS2 Manager/Teacher

Miss McBride - Teacher

Mr Bigland - Teacher

Mrs. McNally - TA

Mr. Burton - TA



Miss McBride



Mr Bigland



Mr Burton

# The children have all settled well into LKS2

- Children are coming in happily and independently and settling to the school day quickly.
- They are engaged and ready to learn!



# Daily routine/timetable

## LKS2 Weekly Timetable Week Beginning 20<sup>th</sup> September

	Time REGISTER 8.25-8.50	9.00 – 10.15	10.20 – 10.45	10.45- 11.00	11.00 – 12.00	12.00 – 12.30	12.30 -1.30	1.30 – 1.50	1.50 - 2.50	2.50 – 3.10
Mon	Reading	CLIC/Maths TTRS Mr Bigland	Purple Oxford Owl Spelling Books	B	English	Guided reading	L	Handwriting using PP	Topic	Ready for home class read
Tue s	Reading	CLIC/Maths	Purple Oxford Owl Spelling Books	R	English	Guided reading	U	Handwriting using PP	Religion 1.45 – 2.15 CC PE 2.15 -2.45 SB PE	Ready for home class read
Wed	Reading	CLIC/Maths TTRS Miss McBride	Purple Oxford Owl Spelling Books	E	English	Guided reading	N	Handwriting using PP	Science	Ready for home class read
Thur	Reading	PE	ART	A	PHSE	Guided reading	C	Handwriting using PP	RHE PE with Rochdale coaches 2 – 3 Miss McBride	Ready for home class read
Fri	Reading	CLIC/Maths TTRS Mrs Craven  Big Maths Beat That	Spelling Test	K	English	Guided reading	H	Enrichment time and Celebration assembly via Zoom		Ready for home class read

# What we are learning...

- Sent out each half term - emailed at the moment
- Have a read of them as they will let you know what your child will be learning about in each subject for the half term
- If you don't receive one let us know



## Lower Key Stage 2

### ENGLISH

**Text focus:** The Queen's Handbag, The story of Beth Geleert, The Sword in the Stone, Finn MacCool and the Giant's Causeway, The story of the Loch Ness Monster, books on Titanic

#### Writing focus:

1. A narrative from the point of view of the Corgi in The Queen's Handbag. 2. A letter of apology from the Prince to Geleert. 3. An eye witness account of seeing the Loch Ness Monster. 4. Retelling the story of Finn MacCool and the Giant's Causeway. 5. A speech in role as Excalibur. 6. A diary from someone on board the Titanic. 7. An information text on the Titanic.

**Reading:** guided reading 30 minutes per day, class read 10 minutes per day, independent reading 20 minutes per day.

**Spelling, grammar and punctuation:** a range of grammar and punctuation embedded daily, spelling taught in class 3 times per week. Spellings will be sent home on a Friday to be tested on the following Friday.

Daily phonics and spelling taught targeting those children who need to still access phonics teaching

### MATHS

We will be recapping Year 2 objectives

- Roman Numerals — YR3: using X up to 12 (I,V,X) & YR4: Using C up to 100 (I—C)
- Count in Multiples
- Read & write number in numerals and words
- Place Value— YR3: 3 digit numbers & YR4: 4 Digit numbers
- Order Numbers—YR3: up to 1000 & YR4: beyond 1000
- Problem solving—number and practical problems.

### TOPIC – What Makes Britain Great? 1 week Titanic focus (FINAL WEEK) Geography focus with a 1 week history focus

- Name and locate counties and cities of the United Kingdom, geographical regions and their identifying human and physical characteristics .
- Understand geographical similarities and differences through the study of human and physical geography of a region of the United Kingdom.
- Use maps, atlases, globes and digital/computer mapping to locate countries and describe features studied

### RELIGION – Called

Jesus had a human family like ours.  
The story of Abraham, the father of a great nation, who trusted God.  
The story of Jacob.  
The story of Ruth, King David's great grandmother.  
Solomon, a wise ruler.

### SCIENCE – We are Astronauts

Phases of the moon  
Making rockets  
1960 Space Race  
Which foods are best to take to space and why  
Design a space suit

### RHE (Relationships and Health Education) –

**Religious Understanding**—God loves us, a friendship cake, Jesus my friend .  
**Personal Relationships**— my relationships, friends, family and others, when things feel bad.

### PE

Gymnastics  
Badminton

### Computing

Collaborative learning

### D&T

Pavilions—design and build a pavilion structure.

### Art

Observational drawings of local places

### Music

The Dragon Song (Pop, Music around the world)

### French

Greetings/Classroom Phrases/Colours/Alphabet

### PHSE

Community and well-being

# Catch Up Curriculum

- Maths- We use White Rose maths and are regularly recapping topics and objectives - White Rose plans these in automatically.
- English- recapping year 2 and 3 objectives
- Teacher and TAs will support children in class
- Interventions will be taking place this year as well as phonics teaching for those children who require it.

# Interventions

- Are extra short support sessions for children
- Are based on assessments from the summer term last year
- May be a particular strand of reading or maths (not all areas)
- Are carried out at various times throughout the day but children are not taken out of actual lessons
- If you want to know more about them please just ask.



# *Our behaviour system:*

- Good the be Green rules which the children are familiar with.

1. Listen to each other
2. Treat everyone with politeness and respect
3. Work to the best of our ability
4. Help each other to stay safe
5. Respect the school environment





- Not following the rules:
- STEP 1: verbal warning
- STEP 2: their card is turned to yellow and as a consequence will lose 10 minutes of their break or lunch time.
- STEP 3: their card is turned onto a red card and they may need to see a member of the senior leadership team
- Cards can be escalated depending on the behaviour e.g. acts of violence immediate red card
- Yellow or red cards mean missing some of all of enrichment time on Friday afternoon.
- We will inform you of behaviour as and when we feel necessary



- Working towards a completely green week so that they can eventually earn 10 green weeks and earn themselves a bronze badge.
- 10 weeks BRONZE
- 20 weeks SILVER
- 30 weeks GOLD and lunch with Mrs. Butterworth! (or a similar treat!)
- HIGH EXPECTATIONS FOR BEHAVIOUR AT ALL TIMES!

# Class Dojo

- A positive reward system where teachers can look for those good choices being made and immediately reward a child.
- Working towards class total of 3,000
- Great incentive across the classroom from behaviour, to effort, to participation, to neater work, to being more helpful, friendly and kind.
- All parents have now been invited to join our new classes
- . You can also use it to communicate with us via the messaging aspect. We will get back to you as soon as we can.



# *Communicating with us*

- Via email:

[ccraven@stthomasmorerc.rochdale.sch.uk](mailto:ccraven@stthomasmorerc.rochdale.sch.uk)

[dmcbride@stthomasmorerc.rochdale.sch.uk](mailto:dmcbride@stthomasmorerc.rochdale.sch.uk)

[sbigland@stthomasmorerc.rochdale.sch.uk](mailto:sbigland@stthomasmorerc.rochdale.sch.uk)

- Via class dojo
- Google Classroom - if children are isolating they can communicate with their teacher via Google Classroom
- Make an appointment - if you feel that you need a more formal/longer chat ring the office to make an appointment - this can take place via telephone or in person.



# Reading

Guided reading 30 minutes per day.



	Monday	Tuesday	Wednesday	Thursday	Friday
Group 1	Guided Reading	Post Reading Activity	Topic Reading	Hand-writing	Pre-reading
Group 2	Pre-reading	Guided Reading	Post Reading Activity	Topic Reading	Hand-writing
Group 3	Hand-writing	Pre-reading	Guided Reading	Post Reading Activity	Topic Reading
Group 4	Topic Reading	Hand-writing	Pre-reading	Guided Reading	Post Reading Activity
Group 5	Post Reading Activity	Topic Reading	Hand-writing	Pre-reading	Guided Reading






- The children will also be read to for 10 minutes per day their 'class read' book.
- The children will engage in 10 minutes of silent reading every day, this is when they will change their reading books. The children are more independent with this in LKS2
- Children can now take books home from school to read or if they prefer to read their own book this can be brought into school to read.
- Not all children are 'heard' read in LKS2 we use other methods to assess their reading skills as well as daily guided reading.



- The colours in LKS2 are: PHONICS BOOKS, RED, WHITE, LIME, DARK BLUE
- Children are of course free to read their own books and follow their interests but they need to be an appropriate level e.g. all Roald Dahl books are not the same - The Twits (Lime), Matilda (Dark Blue).





# *Reading at home and homework diaries*

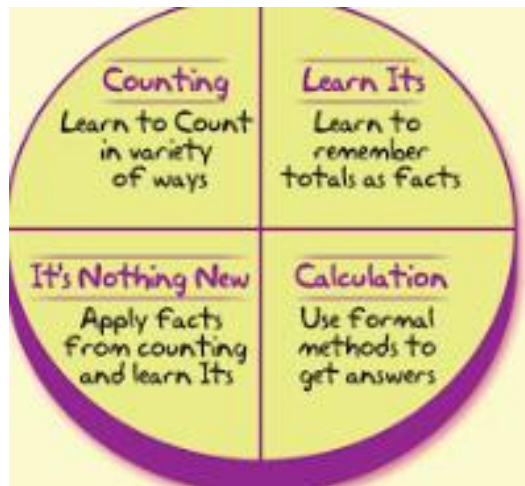
- The children should be reading at home for 20 minutes per night, they should write page numbers and interesting vocabulary spotted and you should initial/sign.
- Reading to your child each night is still of huge value, even if they are competent readers.
- Competent readers make competent writers and spellers
- Homework diaries are checked in school on a Friday and signed by the teacher.



# CLIC/BIG MATHS



- CLIC is how the children will learn facts and engage with maths concepts and skills on a daily basis
- This is taught for 10 to 20 minutes each day in addition to their maths lesson
- Big Maths Beat That test and CLIC test completed every 2 weeks



C	Multiples of 3/Read numbers with 4/5 digits	Steps 6 and 7
L	3 times tables	10
I	Fact families 3 x tables	5
C	Adding in 10 and 100s/1000s	18,21



**Times Table 1 to 12**

1 times table	2 times table	3 times table	4 times table
1 x 1 = 1	1 x 2 = 2	1 x 3 = 3	1 x 4 = 4
2 x 1 = 2	2 x 2 = 4	2 x 3 = 6	2 x 4 = 8
3 x 1 = 3	3 x 2 = 6	3 x 3 = 9	3 x 4 = 12
4 x 1 = 4	4 x 2 = 8	4 x 3 = 12	4 x 4 = 16
5 x 1 = 5	5 x 2 = 10	5 x 3 = 15	5 x 4 = 20
6 x 1 = 6	6 x 2 = 12	6 x 3 = 18	6 x 4 = 24
7 x 1 = 7	7 x 2 = 14	7 x 3 = 21	7 x 4 = 28
8 x 1 = 8	8 x 2 = 16	8 x 3 = 24	8 x 4 = 32
9 x 1 = 9	9 x 2 = 18	9 x 3 = 27	9 x 4 = 36
10 x 1 = 10	10 x 2 = 20	10 x 3 = 30	10 x 4 = 40
11 x 1 = 11	11 x 2 = 22	11 x 3 = 33	11 x 4 = 44
12 x 1 = 12	12 x 2 = 24	12 x 3 = 36	12 x 4 = 48

5 times table	6 times table	7 times table	8 times table
1 x 5 = 5	1 x 6 = 6	1 x 7 = 7	1 x 8 = 8
2 x 5 = 10	2 x 6 = 12	2 x 7 = 14	2 x 8 = 16
3 x 5 = 15	3 x 6 = 18	3 x 7 = 21	3 x 8 = 24
4 x 5 = 20	4 x 6 = 24	4 x 7 = 28	4 x 8 = 32
5 x 5 = 25	5 x 6 = 30	5 x 7 = 35	5 x 8 = 40
6 x 5 = 30	6 x 6 = 36	6 x 7 = 42	6 x 8 = 48
7 x 5 = 35	7 x 6 = 42	7 x 7 = 49	7 x 8 = 56
8 x 5 = 40	8 x 6 = 48	8 x 7 = 56	8 x 8 = 64
9 x 5 = 45	9 x 6 = 54	9 x 7 = 63	9 x 8 = 72
10 x 5 = 50	10 x 6 = 60	10 x 7 = 70	10 x 8 = 80
11 x 5 = 55	11 x 6 = 66	11 x 7 = 77	11 x 8 = 88
12 x 5 = 60	12 x 6 = 72	12 x 7 = 84	12 x 8 = 96

**Times Table 1 to 12**

1 times table	2 times table	3 times table	4 times table
1 x 1 = 1	1 x 2 = 2	1 x 3 = 3	1 x 4 = 4
2 x 1 = 2	2 x 2 = 4	2 x 3 = 6	2 x 4 = 8
3 x 1 = 3	3 x 2 = 6	3 x 3 = 9	3 x 4 = 12
4 x 1 = 4	4 x 2 = 8	4 x 3 = 12	4 x 4 = 16
5 x 1 = 5	5 x 2 = 10	5 x 3 = 15	5 x 4 = 20
6 x 1 = 6	6 x 2 = 12	6 x 3 = 18	6 x 4 = 24
7 x 1 = 7	7 x 2 = 14	7 x 3 = 21	7 x 4 = 28
8 x 1 = 8	8 x 2 = 16	8 x 3 = 24	8 x 4 = 32
9 x 1 = 9	9 x 2 = 18	9 x 3 = 27	9 x 4 = 36
10 x 1 = 10	10 x 2 = 20	10 x 3 = 30	10 x 4 = 40
11 x 1 = 11	11 x 2 = 22	11 x 3 = 33	11 x 4 = 44
12 x 1 = 12	12 x 2 = 24	12 x 3 = 36	12 x 4 = 48

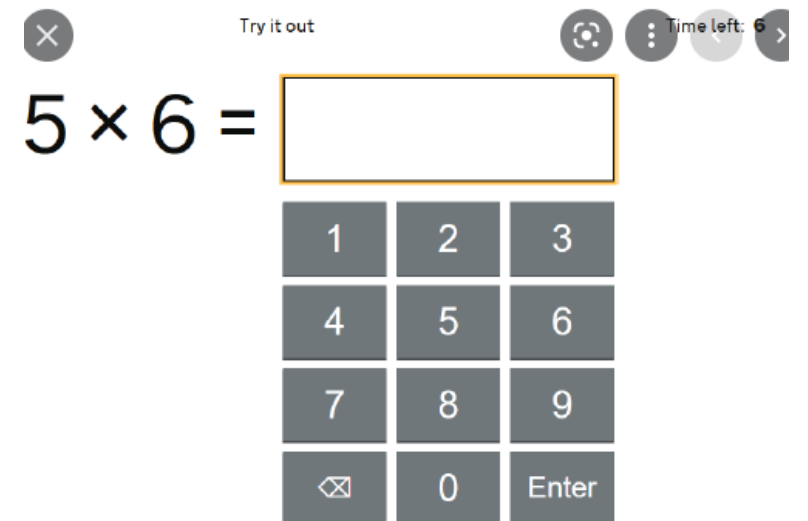
5 times table	6 times table	7 times table	8 times table
1 x 5 = 5	1 x 6 = 6	1 x 7 = 7	1 x 8 = 8
2 x 5 = 10	2 x 6 = 12	2 x 7 = 14	2 x 8 = 16
3 x 5 = 15	3 x 6 = 18	3 x 7 = 21	3 x 8 = 24
4 x 5 = 20	4 x 6 = 24	4 x 7 = 28	4 x 8 = 32
5 x 5 = 25	5 x 6 = 30	5 x 7 = 35	5 x 8 = 40
6 x 5 = 30	6 x 6 = 36	6 x 7 = 42	6 x 8 = 48
7 x 5 = 35	7 x 6 = 42	7 x 7 = 49	7 x 8 = 56
8 x 5 = 40	8 x 6 = 48	8 x 7 = 56	8 x 8 = 64
9 x 5 = 45	9 x 6 = 54	9 x 7 = 63	9 x 8 = 72
10 x 5 = 50	10 x 6 = 60	10 x 7 = 70	10 x 8 = 80
11 x 5 = 55	11 x 6 = 66	11 x 7 = 77	11 x 8 = 88
12 x 5 = 60	12 x 6 = 72	12 x 7 = 84	12 x 8 = 96

# Times Tables

- At the end of year 4 children should know all tables up to 12 x 12. The children engage in times tables activities in class for 10 minutes daily.
- Practise at home, they need to be fluent not reliant on fingers.
- They need to know the FACTS not just counting in multiples
- Please complete the times table book each week and send in on a Friday for signing and new tables to be given.

# Times Table Check

- This is a statutory government test which children in year 4 have to complete at the end of the year - June
- Completed online on the ipads
- It is 25 times table questions anything up to  $12 \times 12$
- 6 seconds to answer each question
- We receive the information on how the children have done later in the summer term.



The screenshot shows a digital interface for a math test. At the top left is a close button (X). In the center, it says "Try it out". At the top right, there are icons for a refresh button, a menu button, and a timer showing "Time left: 6" with a right arrow. Below this, the equation  $5 \times 6 =$  is displayed next to a white rectangular input box with a yellow border. Below the input box is a numeric keypad with four rows of buttons: the first row has 1, 2, 3; the second row has 4, 5, 6; the third row has 7, 8, 9; and the fourth row has a backspace icon (X), 0, and Enter.

# Times Table Rock stars

- This is invaluable in helping the children with the times table check as it mirrors the check.
- Go on it as much as possible at home
- We only set tables they are confident with or learning
- We have a slot per week in school to practise on the ipads






# Spellings



- Focus on key spelling patterns each week- Taught in class as a weekly spelling programme.
- Spellings sent home weekly to learn
- Children will be tested each week and scores recorded in their green spelling books
- We have 2 groups, some children will focus on phonic sounds and others on spelling patterns as well as prefixes and suffixes

Spellings for a test on 24th September
pleasure
treasure
measure
leisure
capture
picture
enclosure
mixture
adventure
creature




# Homework



- Spellings sent home every Friday and tested the following Friday. These are also uploaded to Google Classroom.
- Times tables to be practised at home, they are imperative for so many parts of the curriculum. Year 4 have an expectation from the maths curriculum to know ALL tables. Please complete times table book and send in on a Friday.
- Reading - every night for 20 minutes - fill in homework diaries
- Times Table Rock Stars (TTRS) - go on as much as possible!
- We may send home a creative homework from time to time relating to our topic.

# General Information

- *Our PE day is THURSDAY - wear PE kit on this day.*
- *We have extra PE sessions through the week and we will tell children to wear their trainers.*
- *Joggers can be worn when cold but red school PE T Shirt should always be worn and school jumper.*
- ***Snack - yes please!** Lunch is at 12.30 and from 11.30 we have hungry, unproductive children. Fruit or milk is not provided for KS2 so please send something with your child daily. We accept:*
  - ✓ Fruit
  - ✓ Chopped raw veg
  - ✓ Breakfast/cereal bar
  - ✓ Yogurt drink (not actual yoghurt)
  - ✓ NO CHOCOLATE BARS, CRISPS, CAKES ETC.
  - ✓ NO NUTS
- ***Water bottles in school please.** This is essential as without one children may not have access to a drink until lunch time.*





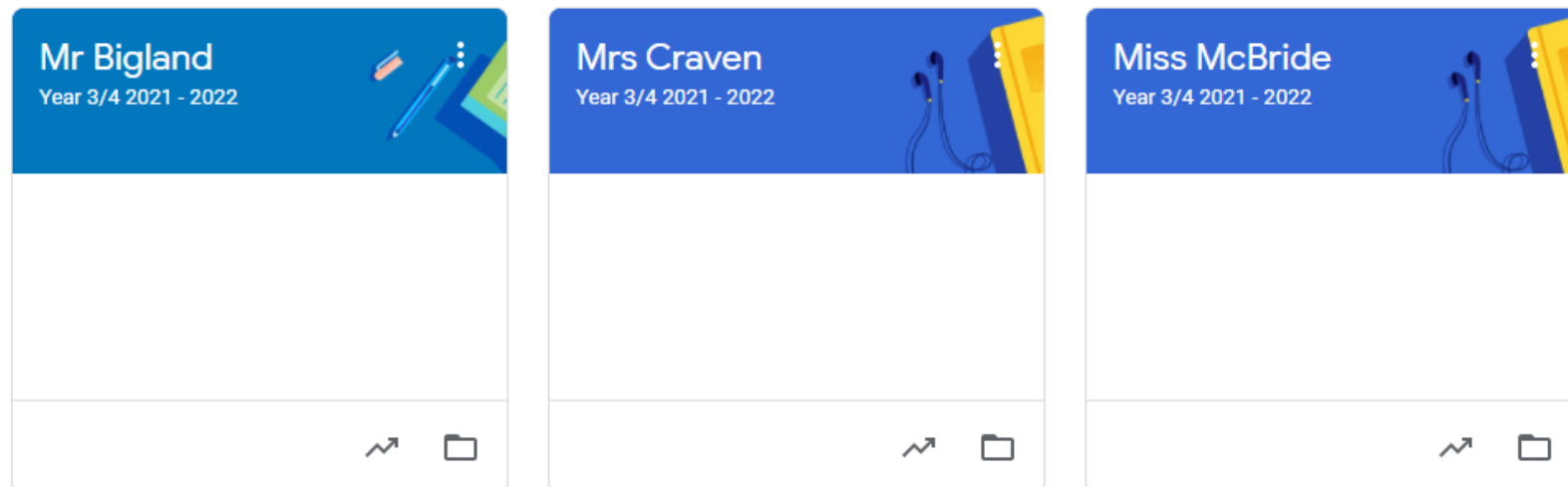


- No pencil cases or school bags.
- Lost items - children in year 3 and 4 seem to be better at losing things than the younger children! They need to be responsible for their own things from coats, to jumpers/cardigans - PLEASE WRITE NAMES IN THESE. We do not have the time to look for lost items.
- Earrings are not allowed in school
- Trainers are not allowed, school shoes only please



# Google Classroom


- In the event that your child needs to isolate all work for the week will be available on Google Classroom
- It is essential that their work continues at home
- Work on Google Classroom will mirror what is happening in the classroom




# Class codes and how to log on:

**Mrs Craven**

Year 3/4 2021 - 2022


Class code 2ohjafv 

Meet link [Generate Meet link](#) 

**Miss McBride**


Year 3/4 2021 - 2022


Class code kcwgsit 

Meet link [Generate Meet link](#) 

**Mr Bigland**

Year 3/4 2021 - 2022

Class code yrur5n2 

Meet link [Generate Meet link](#) 

[firstname.surname@stthomasmorerc.co.uk](mailto:firstname.surname@stthomasmorerc.co.uk)

# *Follow us on Twitter*

*To see what we are up to on a weekly basis follow us on  
Twitter:*

@MrsCravenSTM

@MrBiglandSTM

@MissMcBrideSTM

