



St Ursula's Catholic Primary School

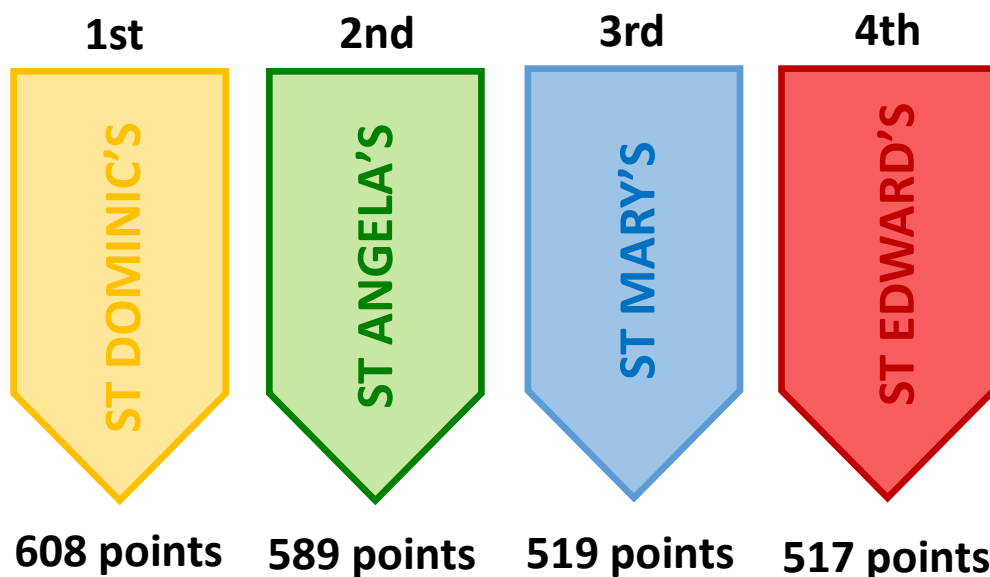
HEADTEACHER'S NEWSLETTER

#21

Dear Parents and Carers,

I'd like to congratulate all our pupils who took part in our Sports Week over the past 5 days. An action packed week saw our 4 school houses compete against each other in a bid to win our St Ursula's Sports Trophy. The 'Fancy Dress' race was very much enjoyed by our children and if it ever becomes an Olympic sport, we will definitely have some potential gold medallists at our school!

After all our year groups had competed, Mr Fielder counted the scores and announced the winners in assembly today. Please see the results below:



In addition to our Sports Week, our children continued with the enrichment activities that have been planned for the summer term. Our Year 5 & 6 were visited by Metro Bank, Reception were visited by the Police, Year 4 attended Stubbers and Year 6 ended the week with a Citizenship trip where they took part in safety talks with the local fire brigade and police. On Wednesday, Mrs Skinner and Mr Orasanu and their students hosted a music concert for parents.

YEAR 2 VIOLIN LESSONS—SEPTEMBER 2022

For over 25 years, Ms Yakes has been providing violin lessons to our pupils in Year 3 to 6. Since becoming a primary school, our staff are now able to work across KS1 and KS2 and we want to make the most of this. As of September, Ms Yakes will be providing violin lessons to Year 2 pupils. Spaces are limited (8 places) - If you would like your child to learn the violin and would be interested in these lessons, please email the School Office to register your interest for September 2023.

BOUNCY CASTLE DAY—NEXT FRIDAY—1ST JULY

The deadline to purchase tickets for our Bouncy Castle Day is Wednesday 29th June 2022. Tickets cost £5 per pupil and can be bought through SchoolComms.

Children from Nursery all the way up to Year 6 can purchase a ticket. On Friday, each year group will be given an allotted time to use the bouncy castles. This will mean that children will have more time bouncing and parents will not need to supervise, as staff will do this during the day.

Reminder

With the Summer break only 4 weeks away, I wanted to remind parents that if you are going to have your child's ears pierced, please do so at the start of the holidays to allow them time to fully heal. If in September you are concerned that the holes may close up, we suggest they use earring retainers. Earrings are not allowed to be worn in school.

Attendance TOP FIVE

1	St Martin's	99.17%
2	St Margaret's	99.14%
3	St Philomena's	99.14%
4	St Helen's	98.21%
5	St Edmund's	98.21%

SUMMER TERM DATES

- 1st July: Bouncy Castle Day
- 6th July: Yr 6 Leavers' Mass
- 7th July: Yr 6 Leavers' Production & Year 6 Leavers' Disco
- 11th July: Class Transition Day
- 14th July: Curriculum Celebration Afternoon and End of Year Reports sent out
- 22nd July: Start of School Holidays

2022-23 INSET DAYS

September 1st 2022
September 2nd 2022
December 19th 2022
December 20th 2022
February 10th 2023

NEARLY NEW UNIFORM SHOP

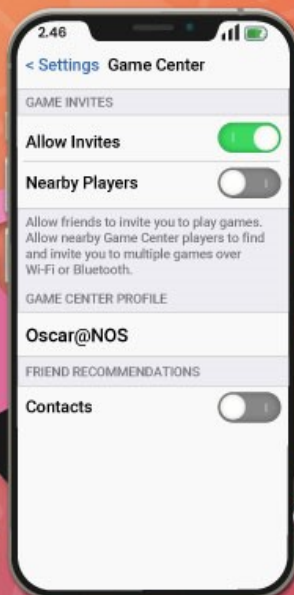
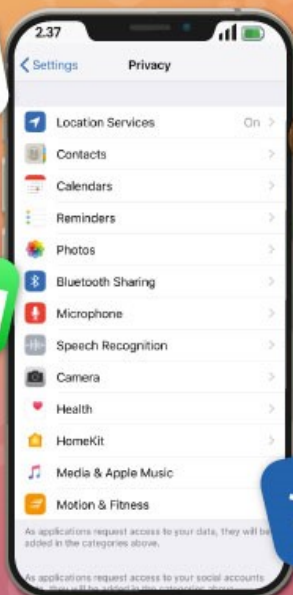
Thank you to those parents who purchased uniform from our Nearly New Uniform Shop this week. We raised £251!

This means we sold 502 items of clothing. That's 502 items not being thrown away and ending up in a landfill site.

The money raised will be used to invest in learning resources for our pupils.

How to Set up PARENTAL CONTROLS for APPS iPhone

Apple devices come with built-in apps already available: Mail, FaceTime and Safari, for example. However, you can choose which apps and features appear on your child's device and which ones don't. You can also manipulate the features in Game Centre to enhance your child's safety and privacy when playing games, as well as blocking iTunes or App Store purchases if you wish.



How to Restrict Built-in Apps/Features

- 1 Open Settings
- 2 Tap Screen Time
- 3 Tap Content & Privacy Restrictions
- 4 Tap Allowed Apps (you may need to toggle this to 'on' at the top)
- 5 Enable or disable the apps you wish to appear (or disappear) on your child's device

How to Restrict Game Centre

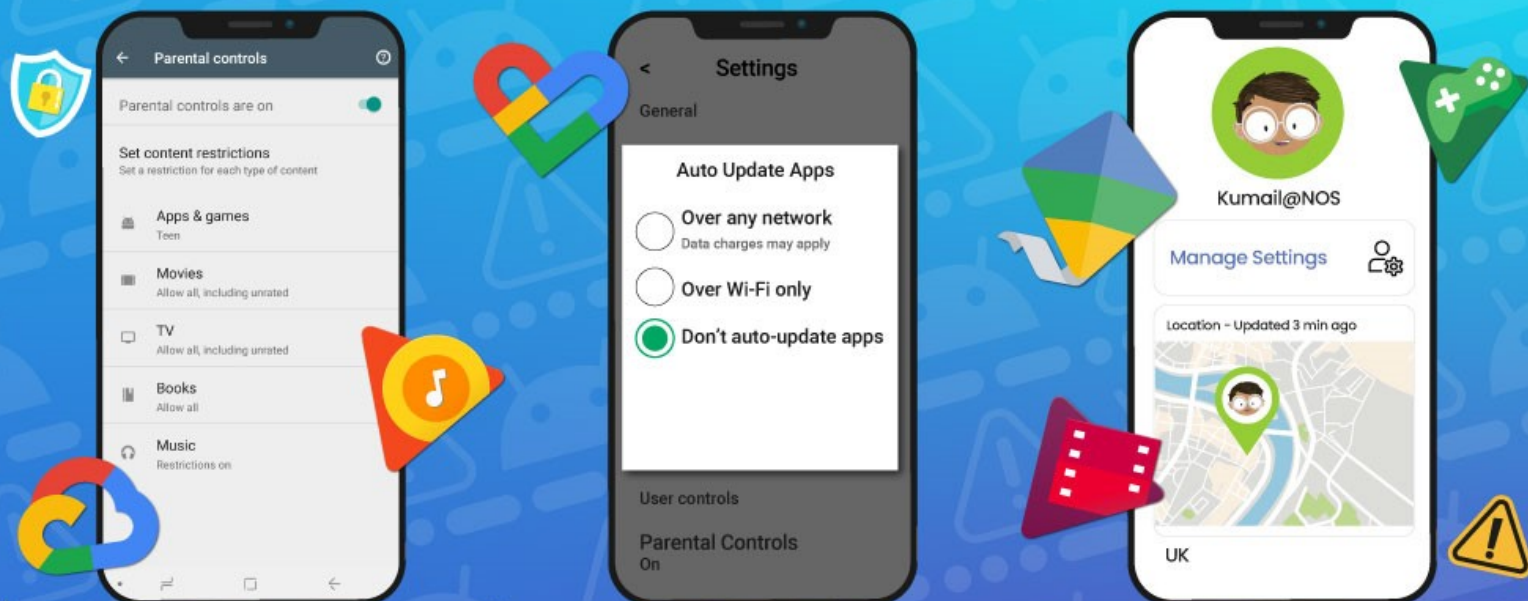
- 1 Open Settings
- 2 Tap Screen Time
- 3 Tap Content & Privacy Restrictions
- 4 Tap Content Restrictions (you may need to switch the toggle at the top to the 'on' position)
- 5 Scroll down to Game Centre
- 6 Choose between Allow, Don't Allow, or Allow with Friends Only in the settings for each feature

How to Restrict iTunes & App Store Purchases

- 1 Open Settings
- 2 Tap Screen Time
- 3 Tap Content & Privacy Restrictions
- 4 Tap iTunes & App Store Purchases
- 5 Select Allow or Don't Allow for each feature (you can also lock these settings with a password)

How to Set up PARENTAL CONTROLS for APPS Android Phone

On Android phones, restricting access to particular apps usually requires going onto Google Play. From there, it's fairly easy to navigate your way through the settings to manage the parental controls and authentications relating to any apps on the device. These features can prevent your child from downloading or buying anything unsuitable for their age. Updated versions of apps or games that your child has already installed may occasionally contain something inappropriate, so we've explained how to stop those, too.



How to Block App Downloads (This Also Disables In-app Purchases):

- 1 Open Google Play Store
- 2 Tap the profile icon in the top right
- 3 Tap Settings
- 4 Scroll down to the Family section and tap Parental controls
- 5 Toggle 'Parental controls are off' to 'Parental controls are on'
- 6 Create a PIN and tap OK
- 7 Confirm your PIN and tap OK again
- 8 Tap Apps & Games
- 9 Set the age limit you wish to set
- 10 Tap Save to apply your changes

How to Stop Auto-updates

- 1 Open Google Play Store
- 2 Tap the profile icon in the top right
- 3 Tap Settings
- 4 Tap Auto-Update Apps
- 5 Select 'Don't auto-update apps' and then tap Done

Restricting Apps Through Google Family Link

- 1 Open Google Play Family Link for parents
- 2 Tap the three horizontal lines in the top left
- 3 Select your child's account
- 4 Tap Manage
- 5 Tap Controls on Google Play
- 6 Tap Apps & Games
- 7 Select the age limit you wish to set

