



**St William's
Catholic
Academy**

Year Four Multiplication Check.

Parents information - Spring Term

Why are times tables important?


Times tables are fundamental to support children and underpin everything within Maths. It is vital that all children know their multiplication facts up to 12×12 .

Knowing the multiplication facts up to 12×12 , will give them the essential knowledge needed to be proficient with Years 5 and 6 Curriculum,



Purpose

The purpose of the check is to determine whether your child can fluently recall their times tables up to 12, which is essential for future success in mathematics. It will also help your child's school to identify if your child may need additional support.



Access for all children..

There are several access arrangements available for the check, these can be used to support pupils with specific needs. Your child's teacher will ensure that the access arrangements are appropriate for your child before they take the check in June. The check has been designed so that it is inclusive and accessible to as many children as possible, including those with special educational needs or disability (SEND) or English as an additional language (EAL).

When is it?

The national times table check is a test for all year four pupils that takes place between the 6th and 24th of June 2022.

Will I find out my child's score?

Yes. Your child's teacher will share your child's score with you, as they would with all national curriculum assessments. There is no pass mark for the check

What does the multiplication check involve?

It is an on-screen check consisting of 25 times table questions. Your child will be able to answer 3 practice questions before taking the actual check. They will then have 6 seconds to answer each question. On average, the check should take no longer than 5 minutes to complete.



Example- this is very similar to the NTC.

<https://mathsframe.co.uk/en/resources/resource/477/Multiplication-Tables-Check>



What can I do to support my child?

We practise our timetables almost daily at school; we would love for your children to practise with you at home so that they feel confident when completing the test.

The easiest way is to quiz your child. 8×6 is?

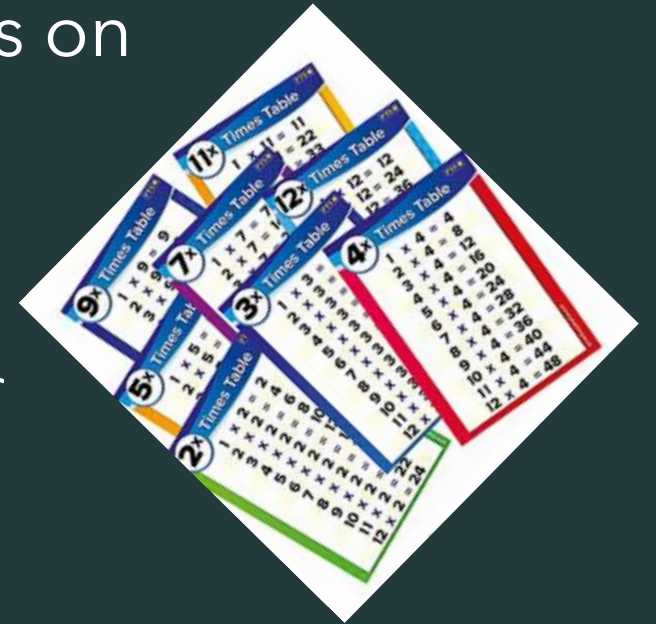


Encourage children to play Times table Rockstars as often as possible. Small 5 minute daily sessions will help children to learn times tables more than one long session a week. The soundcheck is very similar to the multiplication check.


Quiz your child at home regularly. This could be when making dinner or on the journey to school

Display a poster with all of the times tables facts on at home.

We teach lots of tricks to help the children remember the times tables. You could learn a trick together.




- Create flash cards with your children and let them play with friends, siblings, grandparents. They could write the answer on the back and test themselves.




We use lots of songs to teach our times tables in school. Children can recognise these from you tube by typing in 4 times table song. Let them sing along with those at home. Children could also make their own times tables.

Chanting their times table is an excellent way to learn them. They could do this each time they walk up the stairs.





Any times tables practise that the children can do at home will really support them to become proficient in their times tables and help them with their everyday maths learning.



Any questions?

Please contact Mr Bostock



We value your
support. Thank you
for supporting us.

