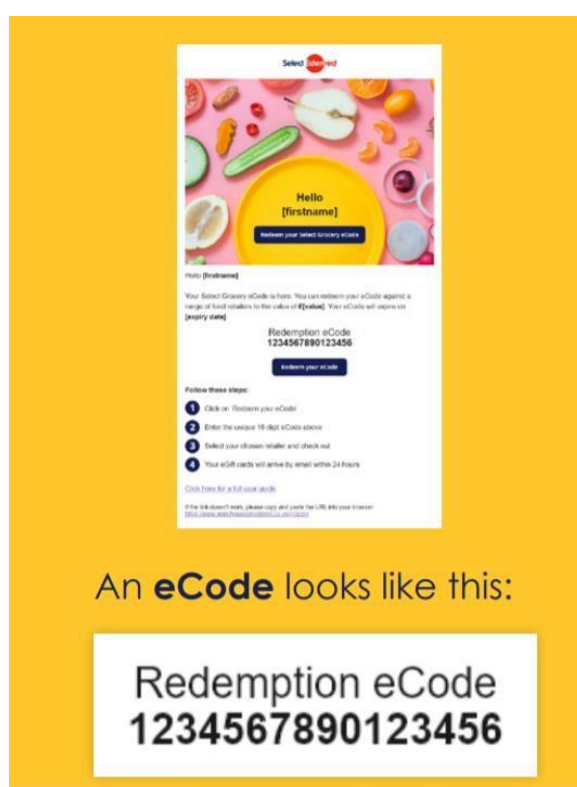


How to Access Your Edenred Vouchers

Step by Step Instructions

Step 1

You will be sent an email or a letter. The email or letter will contain a code with 16 numbers, it is an eCode. It will look like this:



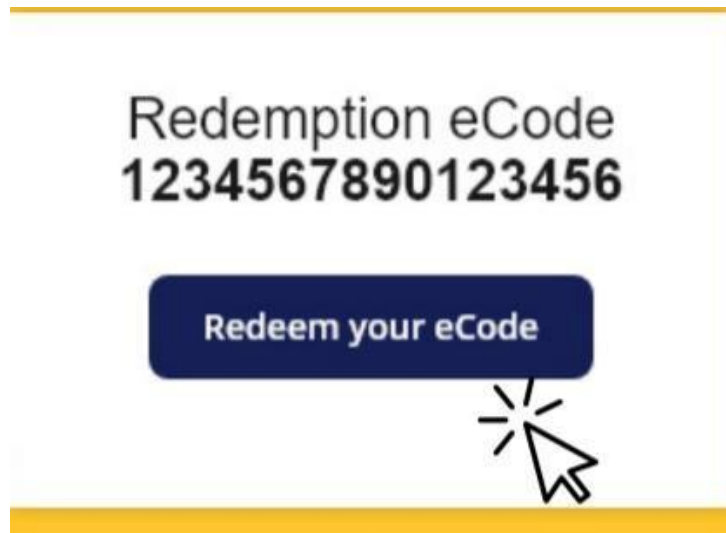
Step 2

The email or letter with the eCode will tell you how much money the eCode is worth. You need to go online to swap this eCode for an eGift card (an online voucher).



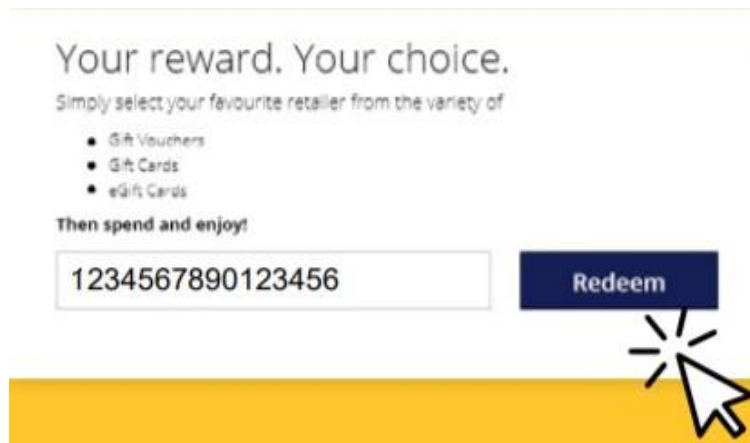
Step 3

Click on the Redeem your eCode button in the email or visit www.selectyourcompliment.co.uk/grocery




Step 4

Enter the eCode into the box on the website and click on Redeem.



Step 5

Choose your supermarket.



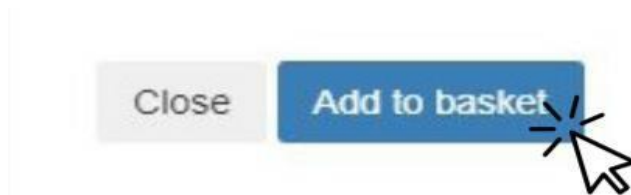
Step 6

Choose the amount of money you want to order.



Step 7




Click on Add to basket to confirm your choice.



Step 8


Click on Checkout and enter your email address.

Tesco

£15   

The full code value must be spent before you can checkout, you can't redeem a partial code amount.

Checkout

Email*

Confirm Email*

Step 9

The eGift card (online vouchers) will be sent to your email address within 24 hours. If the email does not arrive, check your junk mail folder. The email will have the eGift card in it. The eGift card has a barcode or a link to see a barcode online.



Step 10

If you cannot see a barcode it could be because the pictures are not showing. You may need to click on Download images to see the barcode. You will need the barcode to use the eGift card to pay at the supermarket.



Step 11

Take the eGift card (online voucher) into the shop and show it at the till to pay. You can show the eGift card on your mobile phone screen or print it out. If you cannot see a barcode it could be because the pictures are not showing. You may need to click on Download images to see the barcode. You will need the barcode to use the eGift card to pay at the supermarket.

Step 12

After you have spent all the money on the eGift card (online voucher) it cannot be used again. Please delete the email or throw away the printed eGift card.



To **check how much money is left on your eGift card**, ask the supermarket's customer services team when you are in store. Some supermarkets also let you check by phone or on their website.

