

Year Two
Information
Booklet

Behaviour Systems

Adults across school will be on the look out to celebrate children making the right choices and to also encourage others to follow suit. In Year 2, right choices are rewarded through verbal praise, stickers and Dojo points (which may lead to small rewards from a prize box or extra break time!). Sometimes, it can be difficult to make the right choices. If children are not making the right choices in and around school, then a verbal warning will be issued. Continual wrong choices can result in a loss of playtime.

We are implementing a new behaviour initiative across school that involves the the Dojo system which your children are already familiar with. More information to follow.

I appreciate that, as parents, you like to be informed about how your child is behaving. Should your child repeatedly struggle to make right choices, I will contact you to have a chat or to arrange a meeting so that we can work together and help your child to understand that good behaviour leads to a great educational experience.

Changing Home / School Books



We have a lovely collection of books for the children to take home and to read with an adult.


All children will choose a book from the library on a **Friday** afternoon. This can remain in their school bag and will have weekly visits to the library to change it.

All children will also bring home a 'sharing book' to read that will be linked to reading levels in school. This book will be changed on **Mondays** and/or **Thursdays** following the completion of this book.

Some children will be working on 'Little Wandle' to consolidate their phonic knowledge. If your child is working on this program, they will bring home a reading book on **Thursday**. This book will have been looked at during reading sessions with an adult during the week before it is brought home. This book should remain in your child's 'home pack' and will be collected on the **Monday**. The 'Little Wandle' books are marked to signify they are part of this phonic and reading scheme.

If you have heard your child read, we ask you to sign the diary each time and the 'sharing book' can be changed upon completion. Some books may take several days to complete and so we ask for parents to record the pages that they have read with their child. Any comments on your child's reading will be greatly appreciated.

Within your child's diary, there will be a '10 READS!' sticker. Every time your child reads at home, one of the boxes will be



stamped. Once all of the boxes are stamped, your child will be able to claim some additional Dojos! Remember, the book does not have to be completed nightly, but 10 minutes of reading a night will be beneficial to your child. You will be able to find this sticker on the 'notes page' at the back of your child's diary.

Handwriting

We will continue to develop your child's letter formation and handwriting, leading to your child joining their letters together (cursive writing) which is an expectation in Year 2. To support your child with their handwriting, they could practise their spellings in the style of writing taught in school. If your child finds the cursive formation of letters difficult, please do not worry as I know it can take time to adjust. Below is an example of the letter formation.

a b c d e f

g h i j k l m

n o p q r s t

u v w x y z

a b c d e f

g h i j k l m

n o p q r s t

u v w x y z

High Frequency Words

At the back of your child's home/school diary, there are lists of high frequency words. These are ongoing words that the children learn to read and spell throughout their primary school education. Throughout Reception and Year 1, children have been learning these words and we will continue them throughout Year 2 as well. We will highlight six words which we would like your child to focus on learning and we will tick them once your child is confident in recalling these words. Please refrain from ticking these words as we do have a system in place.

Please feel free to make your own flashcards at home, play games and *hunting* for the words with your child in their reading books. It will also support your child to revisit previous words and consolidate their learning.

As your child progresses through the First 100 High Frequency Words, they will progress onto the following 200 High Frequency Words and the Year 2 Common Exception Words.

Year 2 Common Exception Words

These are specific words that your child is expected to be able to read and spell by the end of Year 2. These words will be covered in school and form part of your child's spelling. A copy of the Year 2 Common Exception Words is available on our class page.

Learning Journals / Mini-Projects

Each half-term, the Learning Journals will be sent home and a 'Mini-Projects' list will be uploaded to Google Classroom with a variety of activities. These activities are related to our current learning for that half-term. Children will need to complete a minimum of two suggested activities over the course of the half-term and hand them in by the indicated deadline.

On the day Mini-Projects are due, children will be able to share what their learning and creations with the whole class as well as ask other children about what they have done.

The beauty of these Mini-Projects is that there is no right or wrong way for children to complete them. They could chose to complete the chosen task in the book as a piece of writing, somethings arty or a collection of pictures. Or, children may wish to construct something and bring it in (e.g. a model).

Ways to help your child

- Give them time to read through / listen to the options
- Discuss what they want to do for their Mini-Projects and make a plan
- Allow time for your child to work
- Offer support and guidance with their work, but encouraging independence.

Websites

All of your child's login details can be found at the front of their diary. Please let me know if you experience problems with logging in.

Google Classroom

Please accept the invitation that was sent to your child's school email, to join this year's Year 2 Google Classroom.

I will use this platform to share information, homework and web links plus the occasional song / hymn / music linked to our learning or for class mass.

Spelling Frame

This year, children will be able to access their weekly spellings via Spelling Frame which offers a range of activities and support for learning and using familiar new words. A paper list will also be sent home each week for practise. This list can be kept at home.





TTRS (Times Tables Rock Stars)

Children will have access to TTRS to practise their times tables. We will not be explicitly covering multiplication until the spring term, however you are more than welcome to introduce your child to the site.

Times tables for Year 2 are; 2s, 5s, 10s, and 3s.

Education City

At times, there may be activities set on Education City for children to complete at home. Although not homework, the activities may still prove useful in consolidating your child's learning.

[Child's Name]	
name@g.blackpool.sch.uk	
	Username: Password:
	Username: Password:
	Username: Password:
	Username: Password:

Rainbow Writing

Throughout Years 1 and 2, we use the 'Rainbow Writing' technique.

This method encourages the children to see writing in different colours, which we feel is particularly engaging for younger children. The art of writing comes, for a young child, when they see the impact of using and combining different words and constructing sentences to create a range of effects for a reader. Through the combination of different word colours, children and teachers have a shared way of analysing writing or editing and improving sentence structure.



Red words are verbs.

Orange words are conjunctions.

Green words are openers.

Blue words are describing words (adverbs and adjectives).

Purple words are technical nouns or words chosen for effect.

Pink is for punctuation and capital letter.

During English lessons, the teacher will often write or underline the appropriate word in the correct colour.

How can you help your child?

Children could practise using their spelling words in sentences, then underlining the words with the appropriate colours.