









Year 7 Assessment Window 2: Music

Key Terms Revision List

These key terms have been covered across your music lessons since Christmas. Spend time revising and consolidating these key terms in preparation for your music assessment during Assessment Window 2. **Create mind maps, cue cards or a method of your choice to help you learn and remember.**

Key term:	Definition
Ascending melody	Moving upwards in pitch.
Descending melody	Moving downwards in pitch.
Dotted rhythm	This can help provide a 'bouncy' feel to the music.
Crescendo	Gradually getting louder.
Diminuendo	Gradually getting quieter.
Major key	This helps provide a happy feeling to the music.
Minor key	This helps create a sad feeling to the music.
Ritardando	Gradually slowing down.
Accelerando	Gradually speeding up.
Glissando	A continuous slide upwards or downwards between the notes.
Treble Clef 	This tells us to use our right hand when playing the music on piano.
Time signature 	This tells us how many beats per bar .
Stave 	This is what the music is written on and tells us what pitch each note is played at .
Crotchet 	This note is worth the value of 1 beat .
Minim 	This note is worth the value of 2 beats .
Semibreve 	This note is worth the value of 4 beats .