


A Journey in **LOVE**

A developmental programme for children in the primary years



Nursery



Reception



Year One



Year Two



Year Three



Year Four



Year Five



Year Six

A Journey in Love - Home page

St. Edmund's Catholic Primary School

A Journey in Love

- A developmental programme for primary school children
 - An RSE (Relationships and Sex Education) programme

RSE

Taught in a variety of ways:

- PE
- RE
- PSHE
- Science
- Catholic ethos
- Discrete RSE lessons

RSE in Catholic Schools

- Catholic schools must deliver RSE in accordance with the teachings of the Catholic Church as well as following the guidance of the DfE
- RSE is part of the mission of Catholic schools to educate the whole person

Effective RSE in Catholic Schools

In order for Catholic RSE to be fully effective it needs to:

- Be faithful to the Church's vision of human wholeness
- Recognise the contemporary context in which we live today
- Involve parents and carers
- Equip children with the ability to make decisions about the right thing to do in particular circumstances
- Promote respect and dignity
- Be delivered in an age appropriate way which reflects the development of the child
- Be cross-curricular
- Be sensitive to the needs of individuals and recognise the mix of children from different sexual orientations, genders and family backgrounds

A Journey in Love

- Approved and recommended by the Archdiocese of Liverpool
- Follows the guidelines set out by the DfE and the Catholic Church
- Based on the belief that we are made in the image and likeness of God
- God is love (1 John 4:8)
- The central message of the Christian faith and RSE teaching is love

A Journey in Love

An aspect of the mystery of love is taught in each year group

Reception: God loves each of us in our uniqueness

Year 1: We meet God's love in our family

Year 2: We meet God's love in the community

Year 3: How we live in love

Year 4: God loves us in our differences

Year 5: God loves me in my changing and development

Year 6: The wonder of God's love in creating new life

A Journey in Love

In each year group, the programme consists of 5 areas:

- Physical
- Social
- Emotional
- Intellectual
- Spiritual

A Journey in Love

Each area is broken down into:

- Activities
- Pause and Reflect
- Prayer

Reception



*God loves each of us in
our uniqueness*

1 A Journey in Love - Reception



Objective

Know that there is no one more special than me.

Know that God made me and loves me as I am.




Keywords



God
Unique
Special
Eyes

Hair
Boy/Girl
Hands
Fingers
Name

Family
Love
Womb
Describe



Possible Activities for Reception

- Close their eyes and describe themselves to the person next to them
- Pick a name of another child out of a box and name one thing that person is good at
- Say one thing they like about the person sitting next to them
- Role play 'The Good Samaritan'
- Talk about children being special to God

Year One



We meet God's love in our family



Objectives

Know that as we grow we are Loved by our family.

Know that as we grow we are also loved by God's family.



Keywords

God

Special

Unique

Important

Friend

Different



Possible Activities for Year 1

- Talk about things you can do now that you could not do as a baby
- Discuss how we help and care for others at home
- Discuss happy and sad moments in your family
- Bring in reminders of their Baptism
- Talk about how we are members of God's family

Year Two



*We meet God's love
in the community*




Objectives

- Know



family.

- Know that I am



Keywords

God
Community
Belonging
Family


Father/Mother
Carer/Guardian
Feelings
Emotions



Possible Activities for Year 2

- Discuss signs of belonging e.g. uniform, attendance, commitment
- Meet with key community members e.g. priest, police officer, doctor
- Share their own contributions to their communities
- Role-play different scenarios in the communities to which they belong
- Consider the advantages and disadvantages to being on their own

Year 3



How we live in love



Objectives

- *Understand what makes a good friend.*

- *Know that God is our best friend.*



Keywords

- God
- Community
- Belonging
- Family
- Father/mother
- Carer/guardian
- Feelings

- Emotions
- Friends
- Changing
- Difference
- Lonely
- Alone
- Forgiving



Possible Activities for Year 3

- List the people who care for you at home, at school and in the community
- Focus on ways of growing healthily and keeping safe
- Look at photos of themselves taken over the years and notice changes
- Look at ways of making and keeping a friend
- Read a story highlighting how a friend feels when they are not helped
- Discuss the differences between being alone and being lonely
- Consider the meaning of 'personal space'
- Share a sign of peace and friendship

Year Four



God loves us in our differences



Objectives

- *Know that God has made us different from one another.*

- *Know that God loves us in our differences.*



Keywords

*God,
Gifts,
Talents,
Difference,
Development,
Change,
Male and female
body parts,*

*Conflict,
Appreciate,
Celebrate,
Achievement,
Sensitivity,
Respect.*




Possible Activities for Year 4

- Notice the physical differences in class; notice that each teacher is unique and accepts themselves and others as they are
- Look simply at the development of the baby in the womb
- Think about things they are good at and like about themselves; think about their personal qualities; write down something they like about their friend and share it with them
- Identify different emotions; categorise happy and sad feelings

Year Five

*God loves me in
my changing
and development*



Objectives

** Know that as we grow we will become
different in our...*

...bodies

...feelings

...love of God

Keywords

God

Sensitivity

Puberty

Presence

Celebrate

External

Internal

Change

Develop

Ovulation



Possible Activities for Year 5

- Identify and celebrate the ways they have changed since birth
- Discuss the external and internal changes which happen to boys and girls in puberty
- Recognise that behaviour changes as they grow up
- Reflect on ways to become more sensitive to the emotional development of themselves and others
- Share with each other and celebrate the wonder of change

Year Six

*The wonder of
God's love in
creating new life*



Objectives

- *Know that we are made to love and to be loved.*
- *Learn the proper ways in which we show our love for one another and for God.*

Keywords

God

Christian

Appropriate

Dignity

Sexuality

Intercourse

Fiancé

Fallopian

Conceive

Relationship

Uterus

Cervix

Marriage



Possible Activities for Year 6

- Explain how human life is conceived
- Look at illustrations of the organs of the human body, including male and female reproductive organs
- Compile a list of the signs of love expressed in those around us
- Reflect on the different degrees of friendship that exists
- Understand that God causes new life to begin through the love that parents have for each other

A Journey in Love

- All of this is taught through an appreciation of the children's own dignity and worth as children of God
- It is appropriate to their age, development and understanding
- It contributes to the development of the whole child – intellectually, socially, emotionally, physically and spiritually

A Journey in Love

- Any questions/concerns: please see your child's teacher, Mrs Flood or Miss Connearn
- Parents have the right to withdraw their child from RSE (but not from the parts included in the Science National Curriculum which is statutory) after discussion with the headteacher
- Thank you for your continued support