

St Joseph's Catholic Primary School  
'Following Jesus in all we do'



Data Report

For

Governors

2020-2021

**Contents**

**Attainment 2020-2021**

Attainment Year group Overview:

pages 2-7

Attainment Year one- Year six overview and findings:

pages 8-9

**Progress Summer term and 2020-2021**

Progress Class and Year group overview

pages 11-16

Progress Year One-Year six Overview and Findings:

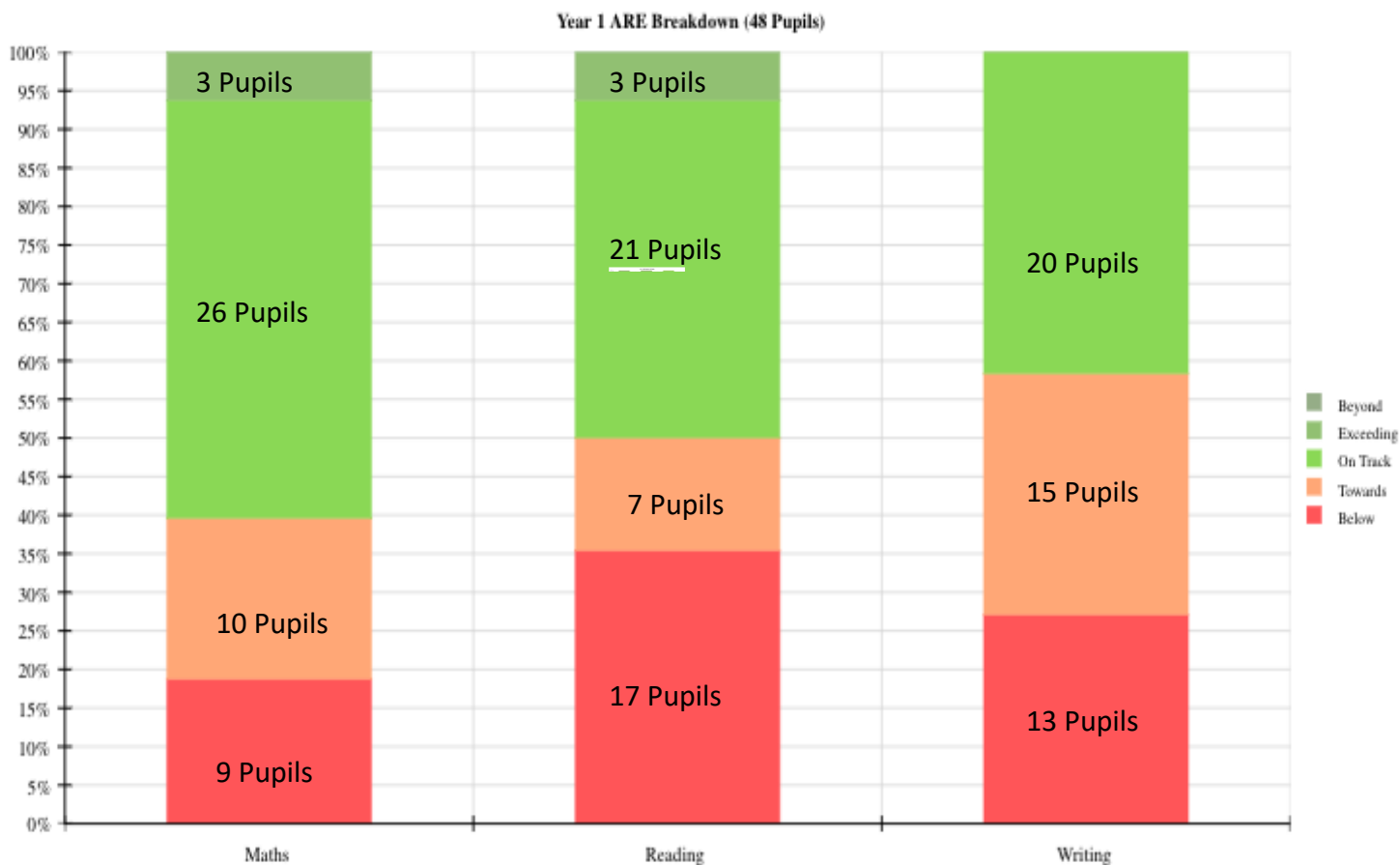
Pages 17-18

# Attainment Overview Year One

## Year One Context

Pupil Num	Boys	Girls	SEN	FSM	EAL	BME	PP	M
Oak: 24	63%	38%	21%	17%	21%	4%	17%	8%
Pear: 24	58%	42%	21%	21%	46%	13%	21%	4%

	Developing/Emerging into Y1		Year 1 secure	Greater Depth	
	Working Below	Working Towards	On Track	Exceeding	Beyond
Maths	18%	21%	55%	6%	-
Reading	35%	15%	44%	6%	-
Writing	27%	31%	42%	-	-

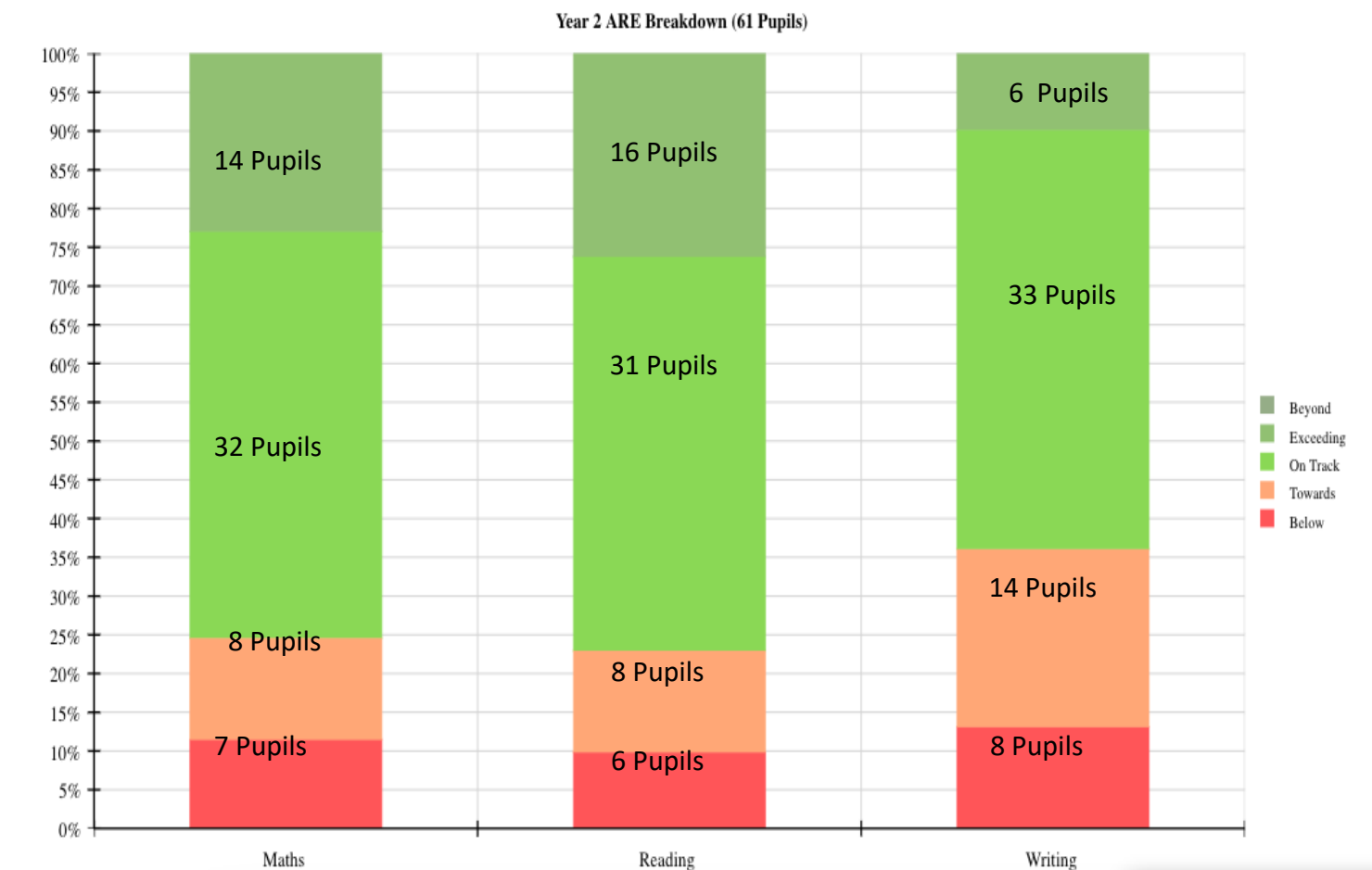


# Attainment Overview Year Two

## Year Two Context

Pupil Num	Boys	Girls	SEN	FSM	EAL	BME	PP	M
Oak: 31	61%	39%	13%	16%	29%	16%	16%	0%
Pear: 30	70%	30%	7%	17%	33%	10%	17%	0%

	Developing/Emerging into Y2		Year 2 secure	Greater Depth	
	Working Below	Working Towards	On Track	Exceeding	Beyond
Maths	12%	13%	53%	22%	-
Reading	10%	13%	51%	26%	-
Writing	13%	23%	54%	10%	



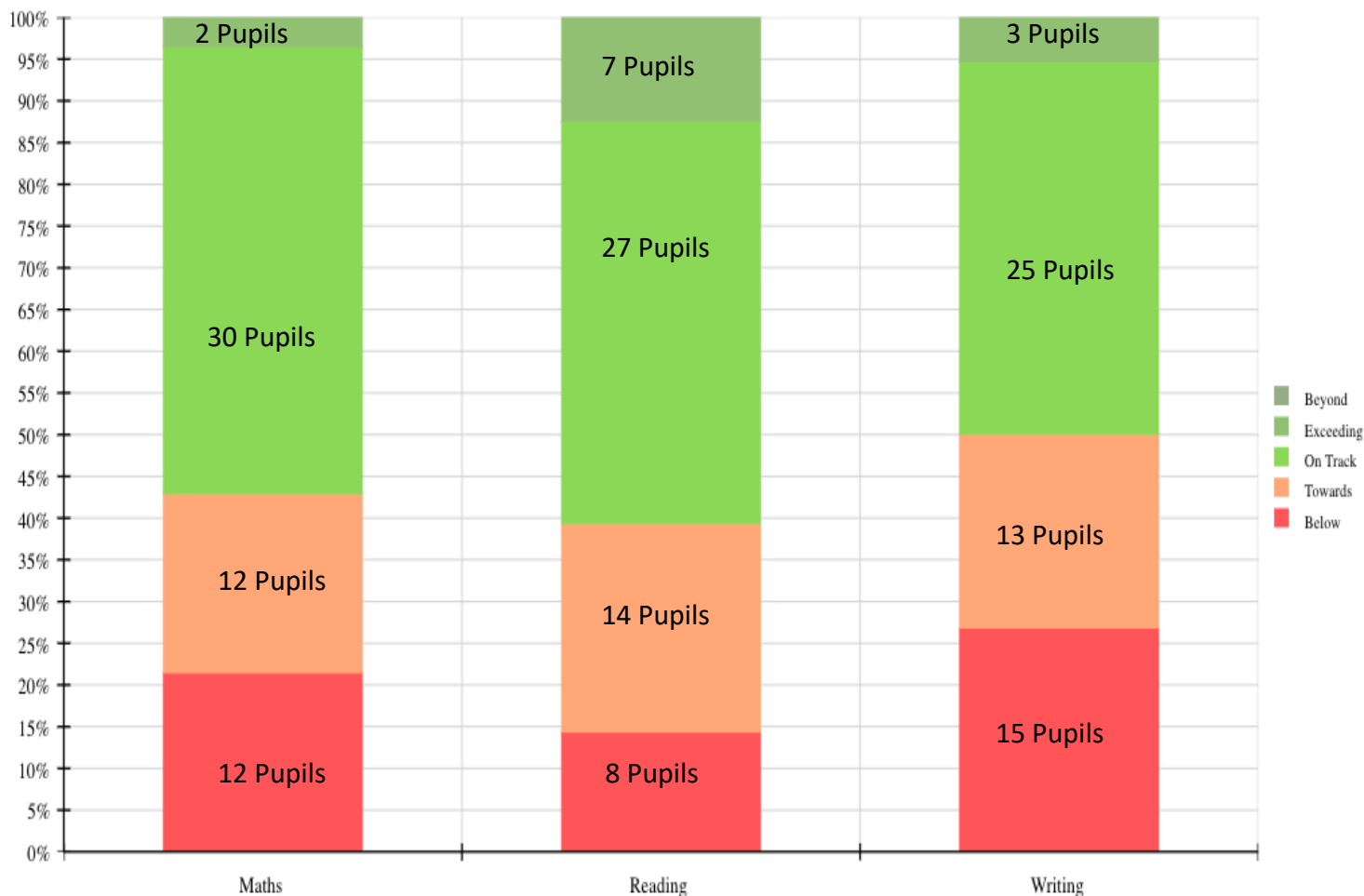
# Attainment Overview Year Three

## Year Three Context

Pupil Num	Boys	Girls	SEN	FSM	EAL	BME	PP	M
Oak: 28	54%	46%	7%	18%	39%	14%	18%	0%
Pear: 28	57%	43%	0%	21%	39%	25%	21%	4%

	Developing/Emerging into Y3		Year 3 secure	Greater Depth	
	Working Below	Working Towards	On Track	Exceeding	Beyond
Maths	21%	21%	54%	4%	-
Reading	14%	25%	48%	13%	-
Writing	27%	23%	45%	5%	-

Year 3 ARE Breakdown (56 Pupils)

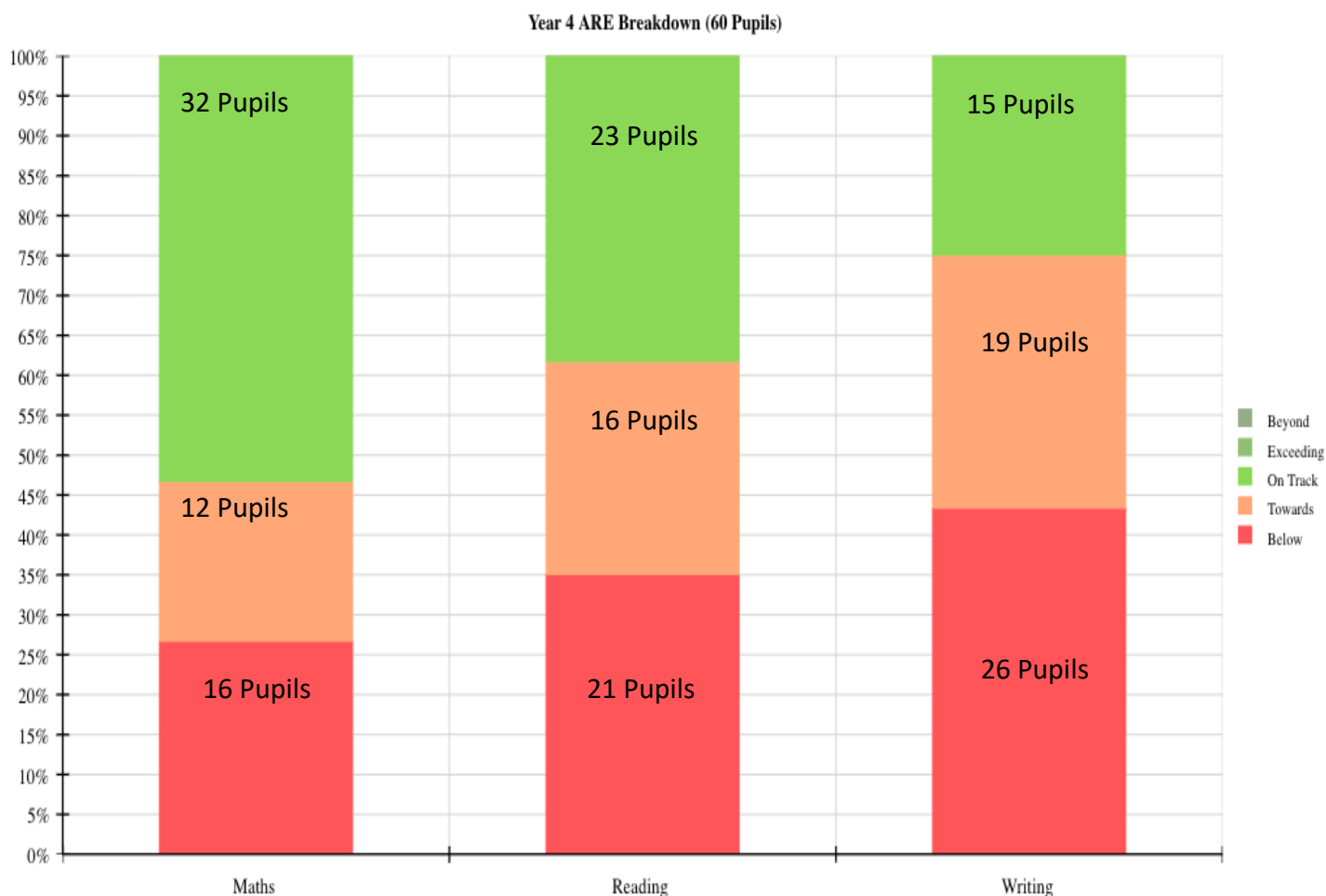


# Attainment Overview Year Four

## Year Four Context

Pupil Num	Boys	Girls	SEN	FSM	EAL	BME	PP	M
Oak: 30	60%	40%	3%	17%	33%	20%	17%	0%
Pear: 30	50%	50%	3%	10%	20%	20%	10%	3%

	Developing/Emerging into Y4		Year 4 secure	Greater Depth	
	Working Below	Working Towards	On Track	Exceeding	Beyond
Maths	27%	20%	53%	-	-
Reading	35%	27%	38%	-	-
Writing	43%	32%	25%	-	-



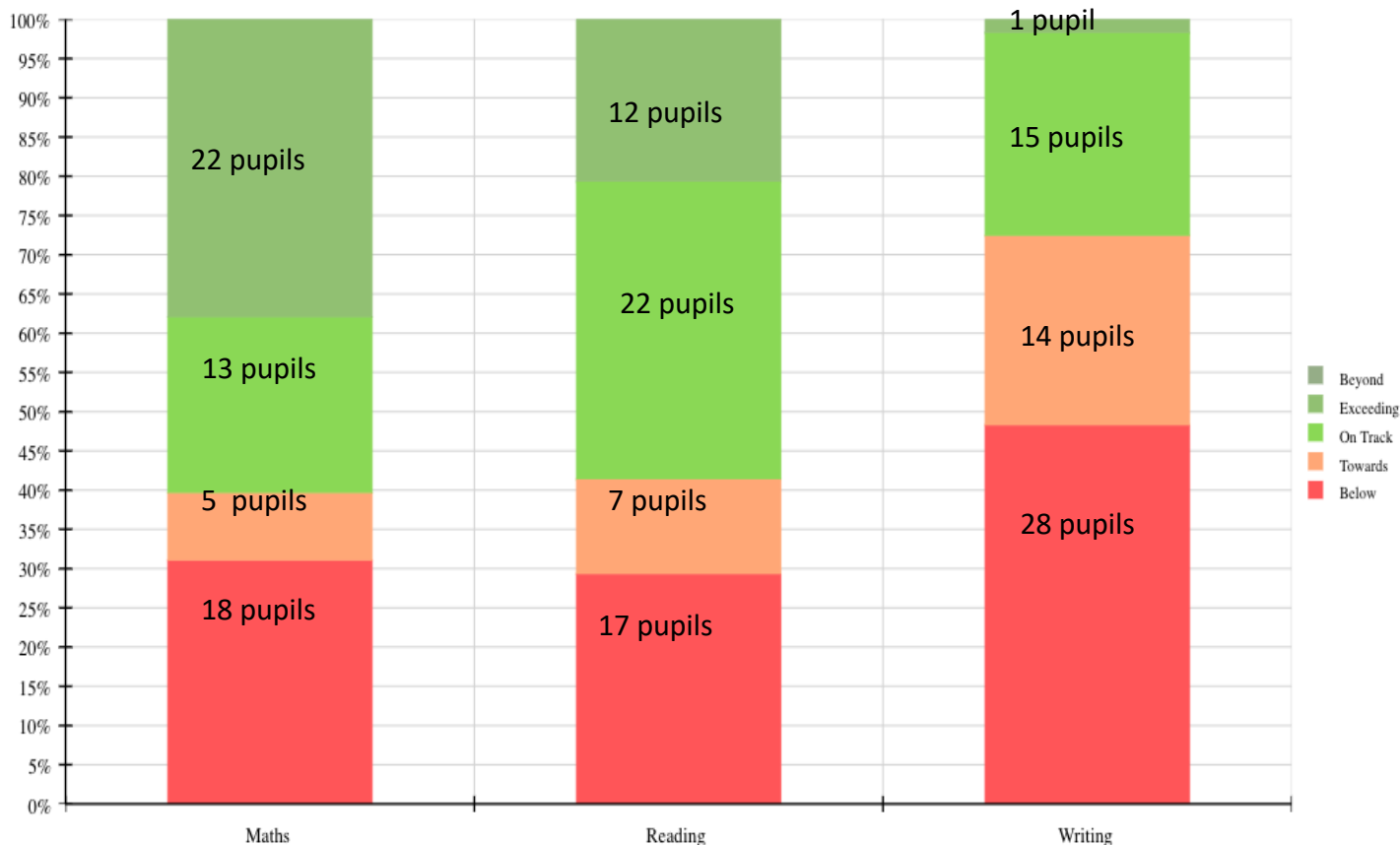
# Attainment Overview Year Five

## Year Five Context

Pupil Num	Boys	Girls	SEN	FSM	EAL	BME	PP	M
Oak: 30	57%	43%	-	27%	57%	23%	27%	10%
Pear: 28	32%	68%	-	18%	46%	21%	18%	0%

	Developing/Emerging into Y5		Year 5 secure	Greater Depth	
	Working Below	Working Towards	On Track	Exceeding	Beyond
Maths	31%	9%	22%	38%	-
Reading	29%	12%	38%	21%	-
Writing	48%	24%	26%	2%	-

Year 5 ARE Breakdown (58 Pupils)

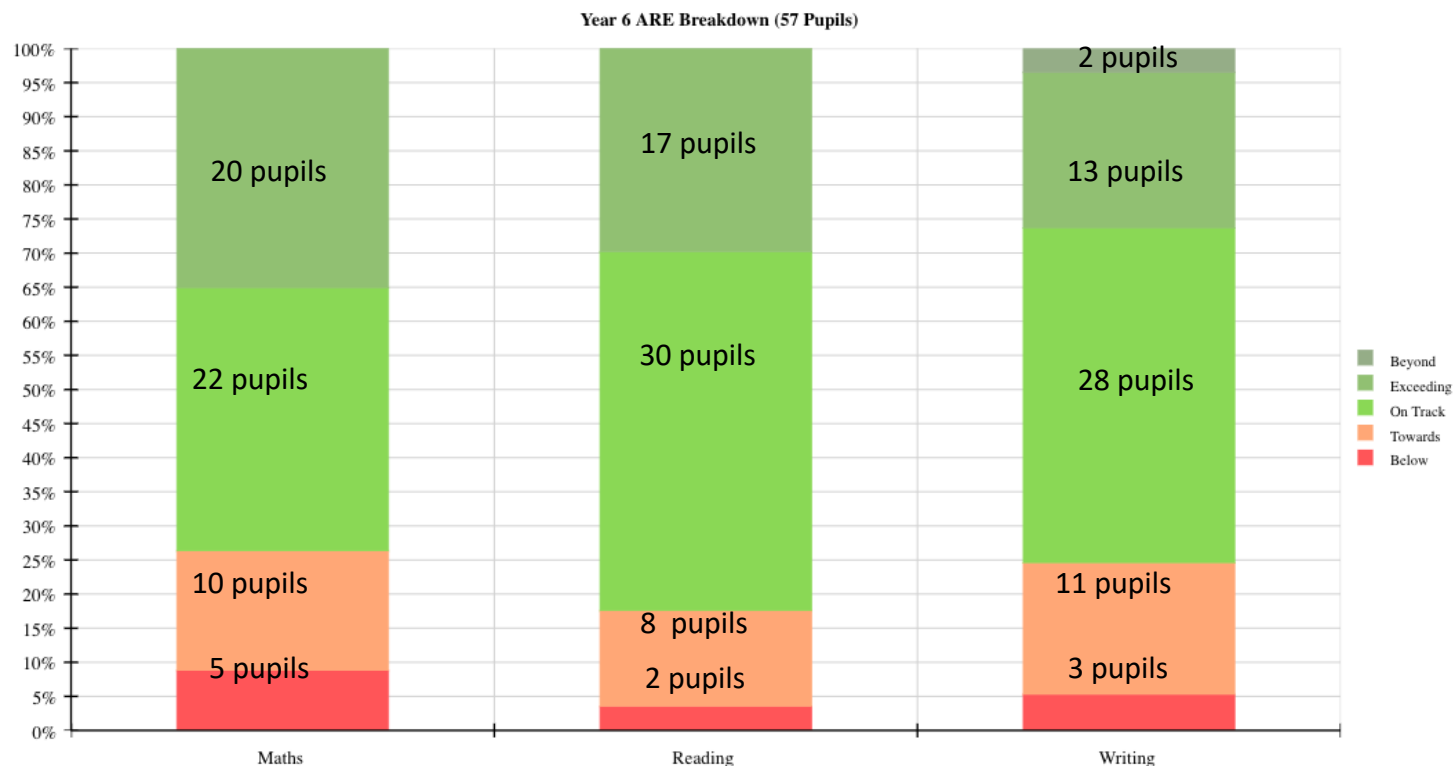


# Attainment Overview Year Six

## Year Six Context

Pupil Num	Boys	Girls	SEN	FSM	EAL	BME	PP	M
Oak: 27	52%	48%	4%	11%	22%	22%	11%	0%
Pear: 30	60%	40%	6%	17%	30%	23%	17%	0%

	Developing/Emerging into Y6		Year 6 secure	Greater Depth	
	Working Below	Working Towards	On Track	Exceeding	Beyond
Maths	8%	18%	39%	35%	-
Reading	3%	14%	53%	30%	-
Writing	6%	19%	49%	23%	3%



# Attainment Whole school Overview for 2020-2021

## Whole School Context Year One- Year Six

Pupils	Boys	Girls	SEN	FSM	EAL	BME	PP	M
	56%	44%	7%	19%	35%	18%	19%	3%
340	191	149	23	60	118	57	60	11

**\* Special Educational Needs Pupils are measured by Progress and not attainment.**

Whole School Key Groups Working Below					
Key Group Pupil Numbers					
	Boys	Girls	EAL	SEN	PP/FSM
Maths (67 Pupils) 20% of pupils working below	36	31	23	10	25
Reading (71 Pupils) 21% of pupils working below	45	26	16	10	22
Writing (93 pupils) 27% of pupils working below	61	32	34	13	32

Whole School Key Groups Working Toward					
Key Group Pupil Numbers					
	Boys	Girls	EAL	SEN	PP/FSM
Maths (57 pupils) 17% of pupils working below	32	25	23	6	11
Reading (60 pupils) 18% of pupils working below	30	30	31	7	15
Writing (86 pupils) 25% of pupils working below	46	40	39	8	16

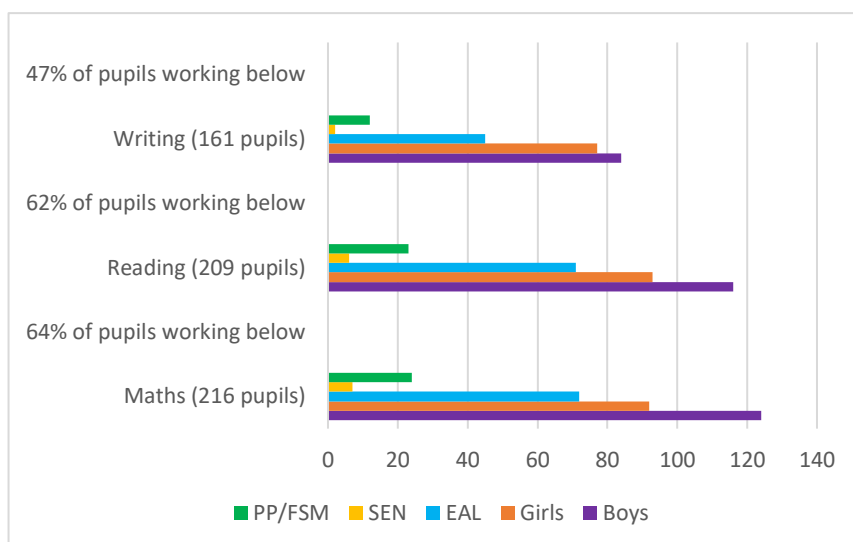
Whole School Key Groups Working Below and Working Towards					
Key Group <b>Pupil Numbers</b>					
	Boys	Girls	EAL	SEN	PP/FSM
Maths (124 pupils) 36% of pupils working below	68	56	46	16	36
Reading (131 pupils) 38% of pupils working below	75	56	47	17	37
<b>Writing (179 pupils)</b> <b>53% of pupils working below</b>	<b>107</b>	<b>72</b>	<b>73</b>	<b>21</b>	<b>48</b>

Whole School Key Groups Working At and Exceeding					
Key Group <b>Pupil Numbers</b>					
	Boys	Girls	EAL	SEN	PP/FSM
Maths (216 pupils) 64% of pupils working below	124	92	72	7	24
Reading (209 pupils) 62% of pupils working below	116	93	71	6	23
<b>Writing (161 pupils)</b> <b>47% of pupils working below</b>	<b>84</b>	<b>77</b>	<b>45</b>	<b>2</b>	<b>12</b>



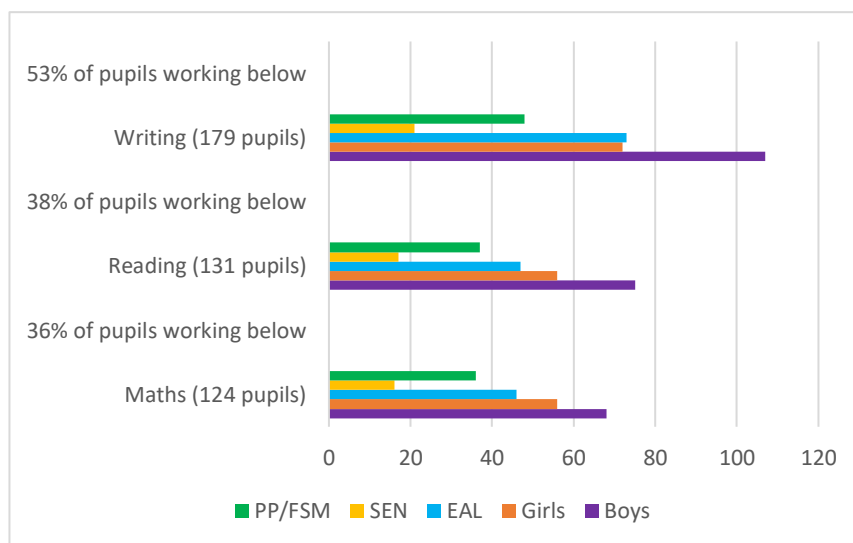
## Attainment Findings:

Graph One: Key groups working at age expected and above



- Although special educational needs pupils are not measured attainment 30% of SEN pupils achieved age. expected in math, 26% in writing and with 9% achieving in writing.
- The focus for 2021-2022 is to ensure the more able pupil premium children receive additional support as this is the lowest achieving group.
- Boys are outperforming girls.

Graph 2: Key Groups Working below and Towards age expected



- The focus for 2021-2022 must be across the whole school for these pupils in the key groups
- Interventions and support staff must be utilised and deployed effectively to support key groups.
- Writing across the school must be a focus for 2021-2022 for all year groups and key groups.

## Year Six Attainment: Year Six Comparison SATs. 2020-2021 Teacher Assessment

	Maths		Reading		Writing	
	Expected	Greater Depth	Expected	Greater Depth	Expected	Greater Depth
2020-2021	74%	35%	83%	30%	75%	26%
2018-2019	82%	25%	82%	25%	78%	15%

St Joseph's Catholic Primary School  
'Following Jesus in all we do'



Data Report

For

Governors

2020-2021

Summer Term Progress

2020-2021 Academic Year's Progress

## Progress Summer Term Overview Year One

### Year One Context

Pupil Num	Boys	Girls	SEN	FSM	EAL	BME	PP	M
Oak: 24	63%	38%	21%	17%	21%	4%	17%	8%
Pear: 24	58%	42%	21%	21%	46%	13%	21%	4%

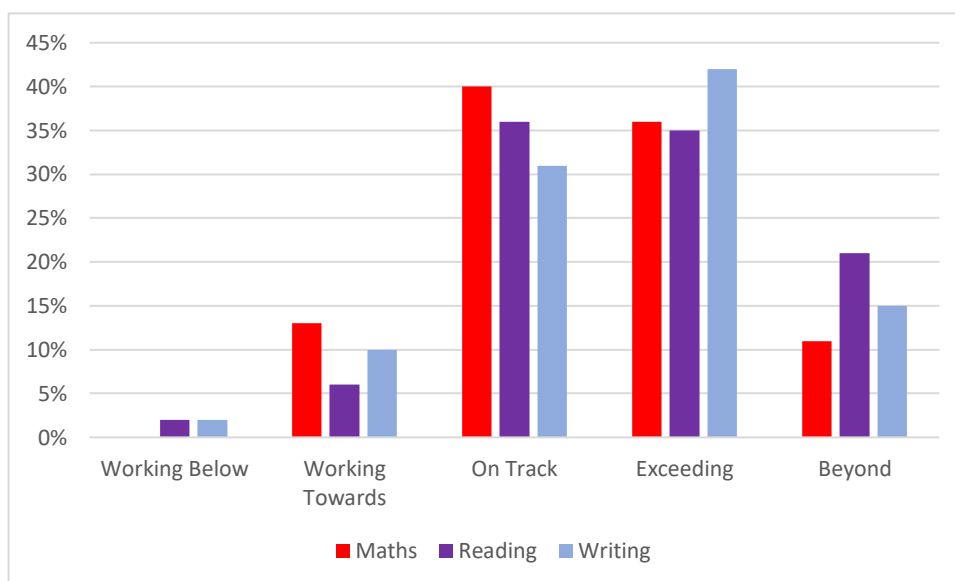
**Expected Progress for every pupil is 3 steps progress per academic year.**

Year 1 Oak Summer Progress 2020-2021					
Progress in steps	Working Below 1 step	Working Towards 2 steps	On Track 3 steps	Exceeding 4 steps	Beyond 5 steps
Maths	0%	14%	64%	18%	5%
Reading	0%	18%	50%	23%	9%
Writing	0%	9%	68%	23%	0%

Year 1 Pear Summer Progress 2020-2021					
Progress in steps	Working Below 1 step	Working Towards 2 steps	On Track 3 steps	Exceeding 4 steps	Beyond 5 steps
Maths	0%	8%	83%	8%	0%
Reading	0%	17%	79%	0%	4%
Writing	0%	21%	79%	0%	0%

### Progress Overview for 2020-2021

Year 1 Cohort Progress 2020-2021					
Progress in steps	Working Below 1 steps	Working Towards 2 steps	On Track 3 steps	Exceeding 4 steps	Beyond 5 steps
Maths	0%	13%	40%	36%	11%
Reading	2%	6%	36%	35%	21%
Writing	2%	10%	31%	42%	15%



## Progress Summer Term Overview Year Two

### Year Two Context

Pupil Num	Boys	Girls	SEN	FSM	EAL	BME	PP	M
Oak: 31	61%	39%	13%	16%	29%	16%	16%	0%
Pear: 30	70%	30%	7%	17%	33%	10%	17%	0%

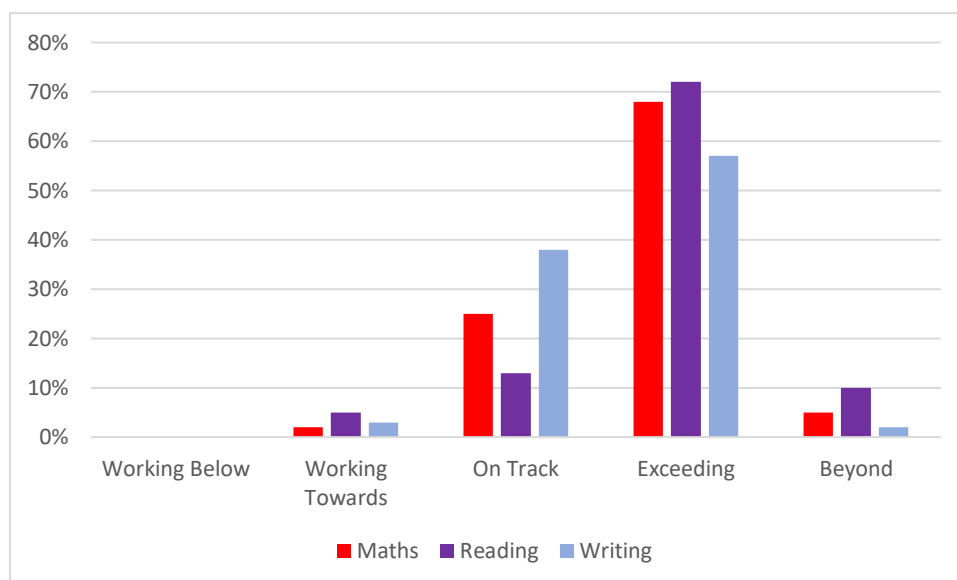
**Expected Progress for every pupil is 3 steps progress per academic year.**

Year 2 Oak Summer Progress 2020-2021					
Progress in steps	Working Below 1 step	Working Towards 2 steps	On Track 3 steps	Exceeding 4 steps	Beyond 5 steps
Maths	0%	6%	74%	19%	0%
Reading	0%	6%	81%	13%	0%
Writing	0%	3%	94%	3%	0%

Year 2 Pear Summer Progress 2020-2021					
Progress in steps	Working Below 1 step	Working Towards 2 steps	On Track 3 steps	Exceeding 4 steps	Beyond 5 steps
Maths	0%	3%	60%	37%	0%
Reading	0%	0%	73%	27%	0%
Writing	0%	0%	93%	7%	0%

### Progress Overview for 2020-2021

Year 2 Cohort Progress 2020-2021					
Progress in steps	Working Below 1 steps	Working Towards 2 steps	On Track 3 steps	Exceeding 4 steps	Beyond 5 steps
Maths	0%	2%	25%	68%	5%
Reading	0%	5%	13%	72%	10%
Writing	0%	3%	38%	57%	2%



# Progress Summer Term Overview Year Three

## Year Three Context

Pupil Num	Boys	Girls	SEN	FSM	EAL	BME	PP	M
Oak: 28	54%	46%	7%	18%	39%	14%	18%	0%
Pear: 28	57%	43%	0%	21%	39%	25%	21%	4%

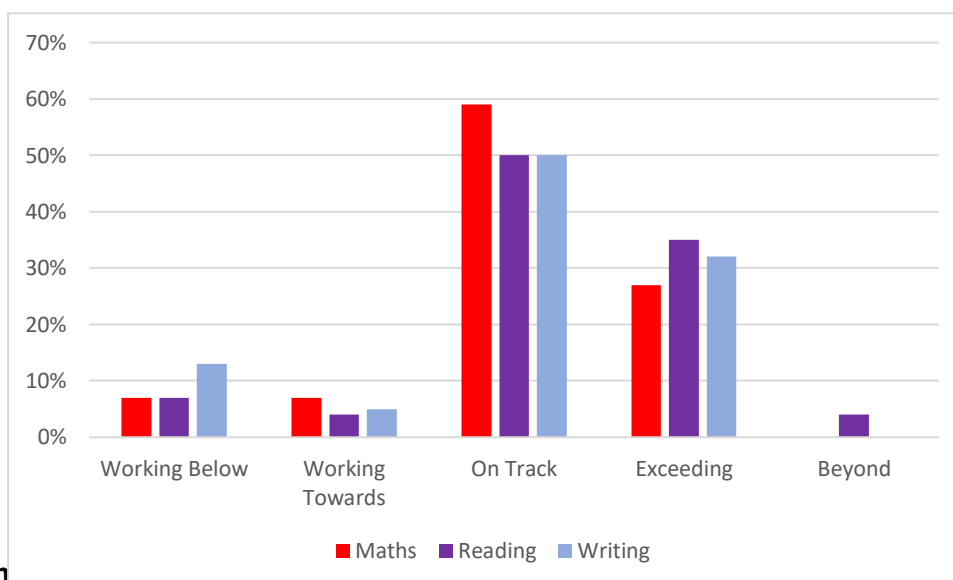
**Expected Progress for every pupil is 3 steps progress per academic year.**

Year 3 Oak Summer Progress 2020-2021					
Progress in steps	Working Below 1 step	Working Towards 2 steps	On Track 3 steps	Exceeding 4 steps	Beyond 5 steps
Maths	0%	7%	64%	28%	0%
Reading	0%	11%	68%	18%	4%
Writing	0%	18%	50%	32%	0%

Year 3 Pear Summer Progress 2020-2021					
Progress in steps	Working Below 1 step	Working Towards 2 steps	On Track 3 steps	Exceeding 4 steps	Beyond 5 steps
Maths	7%	29%	54%	11%	0%
Reading	0%	14%	71%	14%	0%
Writing	0%	25%	61%	14%	0%

## Progress Overview for 2020-2021

Year 3 Cohort Progress 2020-2021					
Progress in steps	Working Below 1 steps	Working Towards 2 steps	On Track 3 steps	Exceeding 4 steps	Beyond 5 steps
Maths	7%	7%	59%	27%	0%
Reading	7%	4%	50%	35%	4%
Writing	13%	5%	50%	32%	0%



Progress Summ

## Year Four Context

Pupil Num	Boys	Girls	SEN	FSM	EAL	BME	PP	M
Oak: 30	60%	40%	3%	17%	33%	20%	17%	0%
Pear: 30	50%	50%	3%	10%	20%	20%	10%	3%

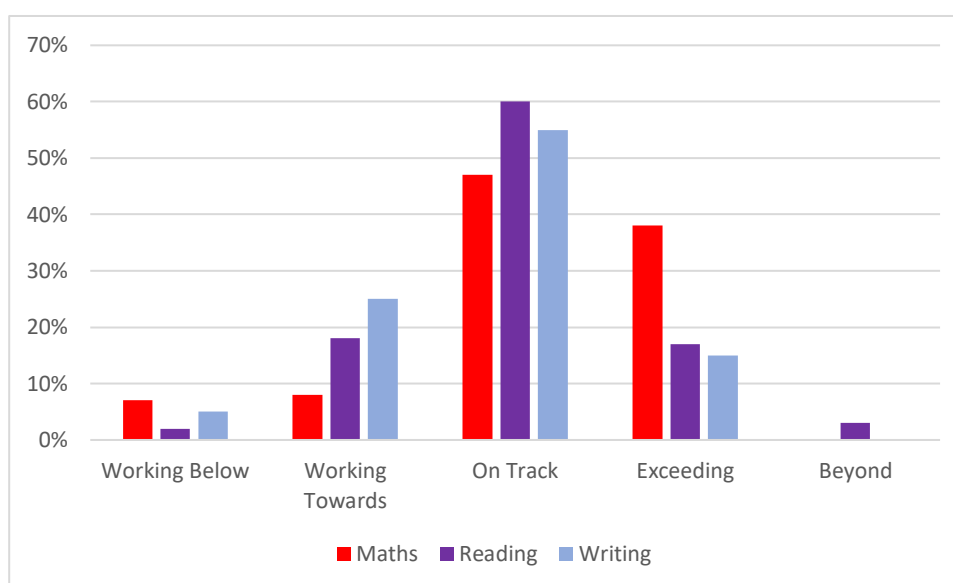
**Expected Progress for every pupil is 3 steps progress per academic year.**

Year 4 Oak Summer Progress 2020-2021					
Progress in steps	Working Below 1 step	Working Towards 2 steps	On Track 3 steps	Exceeding 4 steps	Beyond 5 steps
Maths	0%	3%	50%	47%	0%
Reading	0%	3%	43%	43%	10%
Writing	0%	3%	47%	43%	7%

Year 4 Pear Summer Progress 2020-2021					
Progress in steps	Working Below 1 step	Working Towards 2 steps	On Track 3 steps	Exceeding 4 steps	Beyond 5 steps
Maths	0%	3%	40%	50%	7%
Reading	0%	3%	43%	40%	13%
Writing	0%	0%	43%	53%	3%

## Progress Overview for 2020-2021

Year 4 Cohort Progress 2020-2021					
Progress in steps	Working Below 1 steps	Working Towards 2 steps	On Track 3 steps	Exceeding 4 steps	Beyond 5 steps
Maths	7%	8%	47%	38%	0%
Reading	2%	18%	60%	17%	3%
Writing	5%	25%	55%	15%	0



## Progress Summer Term Overview Year Five

### Year Five Context

Pupil Num	Boys	Girls	SEN	FSM	EAL	BME	PP	M
Oak: 30	57%	43%	-	27%	57%	23%	27%	10%
Pear: 28	32%	68%	-	18%	46%	21%	18%	0%

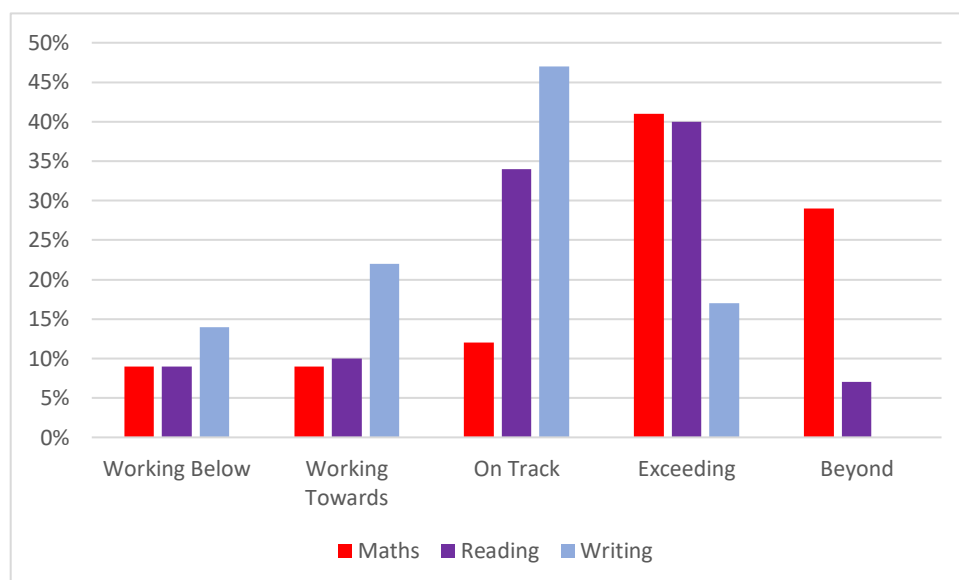
**Expected Progress for every pupil is 3 steps progress per academic year.**

Year 5 Oak Summer Progress 2020-2021					
Progress in steps	Working Below 1 step	Working Towards 2 steps	On Track 3 steps	Exceeding 4 steps	Beyond 5 steps
Maths	0%	30%	63%	7%	0%
Reading	0%	23%	73%	3%	0%
Writing	0%	47%	50%	3%	0%

Year 5 Pear Summer Progress 2020-2021					
Progress in steps	Working Below 1 step	Working Towards 2 steps	On Track 3 steps	Exceeding 4 steps	Beyond 5 steps
Maths	0%	36%	57%	4%	0%
Reading	4%	46%	46%	4%	4%
Writing	0%	18%	82%	0%	0%

### Progress Overview for 2020-2021

Year 5 Cohort Progress 2020-2021					
Progress in steps	Working Below 1 steps	Working Towards 2 steps	On Track 3 steps	Exceeding 4 steps	Beyond 5 steps
Maths	9%	9%	12%	41%	29%
Reading	9%	10%	34%	40%	7%
Writing	14%	22%	47%	17%	0%



## Progress Summer Term Overview Year Six

### Year Six Context

Pupil Num	Boys	Girls	SEN	FSM	EAL	BME	PP	M
Oak: 27	52%	48%	4%	11%	22%	22%	11%	0%
Pear: 30	60%	40%	6%	17%	30%	23%	17%	0%

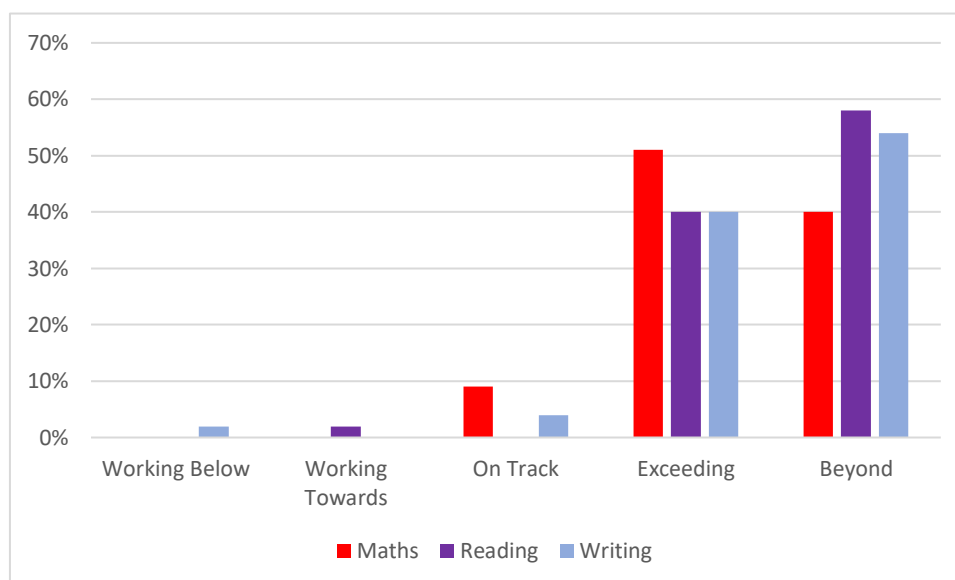
**Expected Progress for every pupil is 3 steps progress per academic year.**

Year 6 Oak Summer Progress 2020-2021					
Progress in steps	Working Below 1 step	Working Towards 2 steps	On Track 3 steps	Exceeding 4 steps	Beyond 5 steps
Maths	4%	26%	59%	11%	0%
Reading	0%	7%	81%	7%	4%
Writing	15%	0%	67%	7%	11%

Year 6 Pear Summer Progress 2020-2021					
Progress in steps	Working Below 1 step	Working Towards 2 steps	On Track 3 steps	Exceeding 4 steps	Beyond 5 steps
Maths	3%	3%	87%	7%	0%
Reading	3%	23%	73%	0%	0%
Writing	3%	3%	70%	23%	0%

### Progress Overview for 2020-2021

Year 6 Cohort Progress 2020-2021					
Progress in steps	Working Below 1 steps	Working Towards 2 steps	On Track 3 steps	Exceeding 4 steps	Beyond 5 steps
Maths	0%	0%	9%	51%	40%
Reading	0%	2%	0%	40%	58%
Writing	2%	0%	4%	40%	54%





## Progress Whole school Overview for 2020-2021

### Whole School Context Year One- Year Six

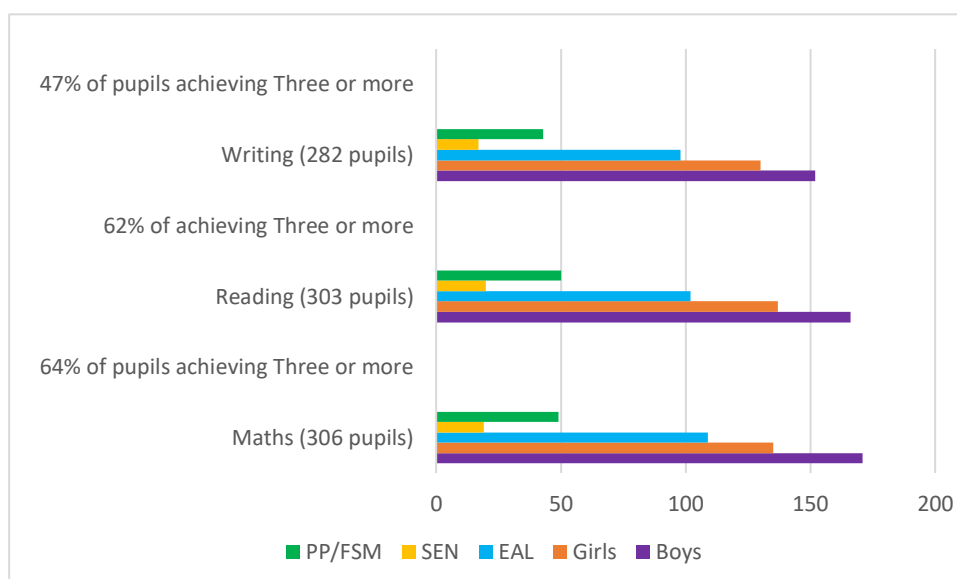
Pupils	Boys	Girls	SEN	FSM	EAL	BME	PP	M
	56%	44%	7%	19%	35%	18%	19%	3%
340	191	149	23	60	118	57	60	11

Whole School Key Groups Achieving One -Two Steps Progress					
Key Group <b>Pupil Numbers</b>					
	Boys	Girls	EAL	SEN	PP/FSM
Maths (34 pupils) 36% of pupils achieving One-Two Steps	20	14	9	4	11
Reading (37 pupils) 38% of pupils achieving One-Two Steps	25	12	16	3	10
Writing (58 pupils) 53% of pupils achieving One-Two Steps	39	19	20	6	17

Whole School Key Groups Achieving Three and Above Steps Progress					
Key Group <b>Pupil Numbers</b>					
	Boys	Girls	EAL	SEN	PP/FSM
Maths (306 pupils) 64% of pupils achieving Three or more	171	135	109	19	49
Reading (303 pupils) 62% of achieving Three or more	166	137	102	20	50
Writing (282 pupils) 47% of pupils achieving Three or more	152	130	98	17	43

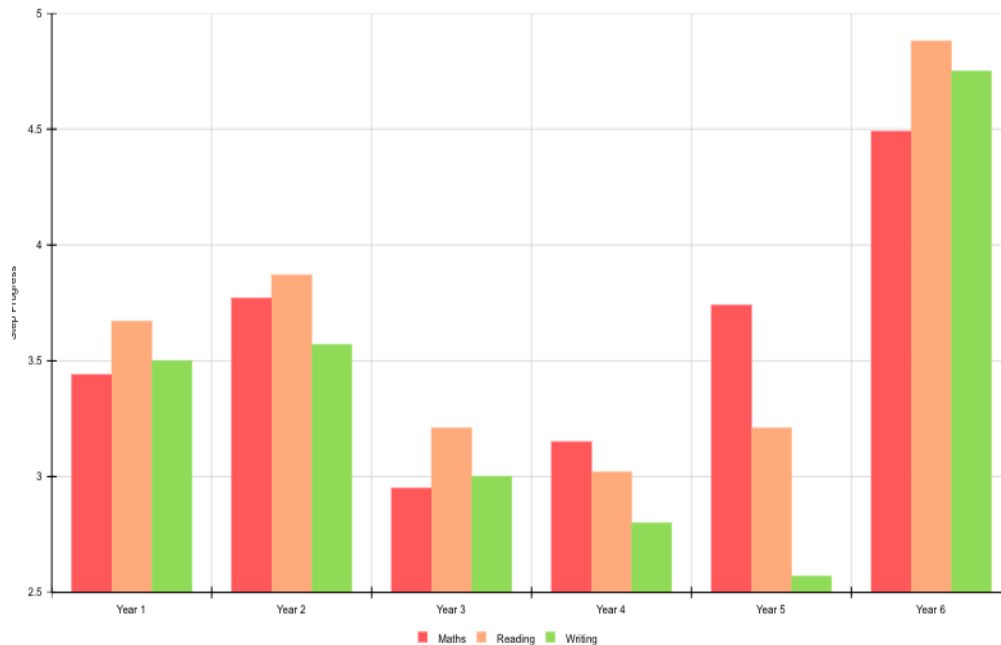
### Progress Findings:

#### Graph One: Key Groups Achieving 3 step or more



- Every pupil is expected to make 3 steps per year to maintain age related expectations.
- All year groups have good progress across this academic year.
- As with attainment boys are outperforming girls across all year groups
- Lower Key Stage Two's progress whilst good is behind all other year groups in maths and reading.
- Focus must be a focus for all year groups but especially in Year five. Year five currently has the largest cohort of EAL children at 57%

**Graph Two Progress over 2020-2021 for each Year Group**



**Graph Three Key Groups achieving 1- 2 steps progress**

- The focus for 2021-2022 must be across the whole school for these pupils in the key groups
- Interventions and support staff must be utilised and deployed effectively to support key groups.
- Writing across the school must be a focus for 2021-2022 for all year groups and key groups.

