




Antarctica . Year 2. Spring 2.

Art Activities	You will need	Link / resources	What you can submit
<p>Drawing an emperor penguin.</p> 	<p>Paper and something to draw with</p>	<p>How to draw an emperor penguin.</p>	<p>A photo of your drawing</p>
<p>Ice art</p> 	<ul style="list-style-type: none">• Items you collected outside like leaves and flowers.• A container to put them in.• Water.• A freezer.• String / wool.	<ol style="list-style-type: none">1. Collect items.2. Put them in a container with water and string.3. Put the container in the freezer over night.4. Hang up outside and send us a photo.	<p>A photo of your ice art.</p>

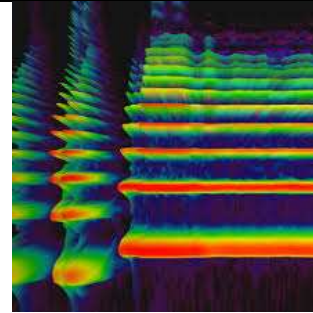
<p>Windy icy mountains</p> 	<p>Paper Pastels</p> <p>OR</p> <p>Paper to tear Card to create on and Chalk</p>	<p>How to create chalk pastel mountains</p>	<p>A photo of your art.</p>
--	---	---	-----------------------------

Some lovely Antarctic art on this link if you would like to try and recreate something similar.

[The Art of Nerys Levy](#)

Music Activity	You will need	Links / resources	What you can submit.
<p>Create your own nursery rhyme or song – It can be made up or based around a nursery rhyme you know.</p> <p>For Example-</p> <p>Incy wincy penguin Climbed up the iceberg Down came the wind and blew the poor penguin down.</p>	<ul style="list-style-type: none"> Your imagination Pen and paper 	<p>Attached is a booklet of traditional nursery rhymes.</p>	<ul style="list-style-type: none"> A photo of your written song / nursery. <p>OR</p> <ul style="list-style-type: none"> A clip of you singing or reading it to us.

<p>Out came the calm and stopped the windy gusts. And the incy wincy penguin Climbed up the iceberg again.</p>			
<p>Kandinsky - Linking a music task to an artist. Use the mouse / your finger to draw different shapes and lines. Different colours make the drawings make different sounds. Listen to your drawing and see how the shapes and lines create different sounds.</p>	<p>An electronic device to access the link</p>	<p>Click on the Kandinsky link - https://musiclab.chromeexperiments.com/Kandinsky/</p>  <p>WARNING - this is addictive! 😊</p>	<ul style="list-style-type: none"> • A clip of what you have created so we can hear it. <p>OR</p> <ul style="list-style-type: none"> • A photo of your creation and some writing of what you thought of the activity.
<p>Spectrogram - Explore the volume in your voice, click on the mic link and experiment with your voice what happens to the picture on the screen?</p>	<p>An electronic device to access the link</p>	<p>Click on the spectrogram link - https://musiclab.chromeexperiments.com/Spectrogram/</p>	<ul style="list-style-type: none"> • A clip of you explaining what you saw happening. <p>OR</p>




- A photo or drawing of what happened and some sentences explaining what happened.

CHROME MUSIC LAB - explore the website.

An electronic device to access the link

<https://musiclab.chromeexperiments.com/Experiments>



- Send a clip that explains a game you have played.



An electronic device to access the link

[This link](#)

- A clip telling us what you thought of the game.
OR
- A few written sentences of what you thought of the game.

Computing Activity	You will need	Links / resources.	What you can submit
<p>Animation - create a simple animation, such as an item moving across the screen. It can be as simple or elaborate as you like.</p> <p>(this can be done over more than one lesson)</p>	<ul style="list-style-type: none"> • Free Animation app, such as stop motion • Items to use in your animation 	<p>How to use stop motion.</p>	<p>Your short animation.</p> <p>Examples. Scroll down the page to see the clips of the children's creations</p> <p>Stop motion creation by a 3 and 6 year old</p>
<p>Inserting pictures - see the word document attached for instructions.</p>	<p>An electronic device.</p>	<p>Word document</p> <p>Attached 1 - ICT instructions and activity.</p>	<p>The document or a photo of it.</p>
<p>Mini Fact File - Similar to the lesson above but this time type in your own sentences about antarctica and find some different pictures.</p>	<p>An electronic device.</p>	<p>Word document attached 2 - ICT instructions & activity</p>	<p>The document or a photo of it.</p>

