

# Guidance for macros in PowerPoints

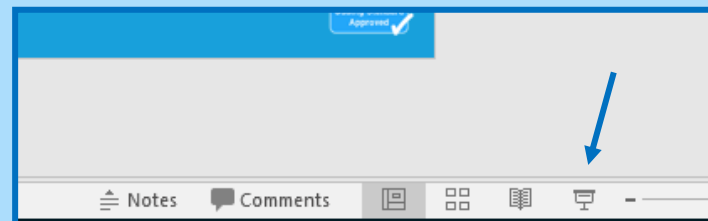
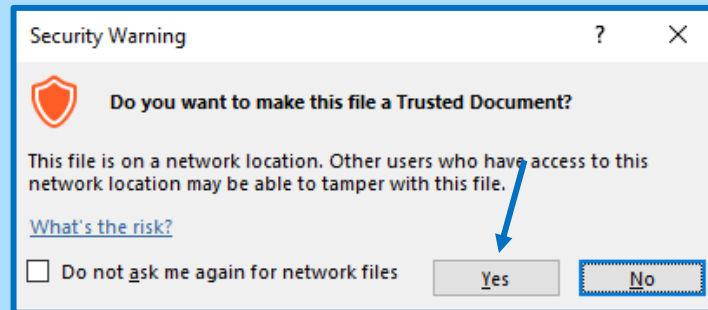
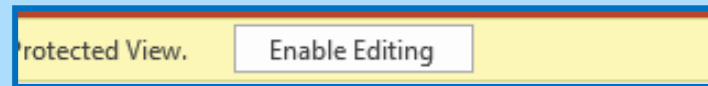
We use macros within PowerPoints to increase the interactivity of our presentations. Follow this simple process to get the most out of this resource.

## What to do:

Open the PowerPoint file and enable editing.

A security warning box will appear. Click yes.

Enter presentation mode (start the slide show).






# Computing

## Online Safety

# Keywords



# Aim

- To use keywords in an online search to find key information about a topic.

# Success Criteria

- I can identify which keywords will give me good results.
- I can use a website to search for information.

# Need to Know...

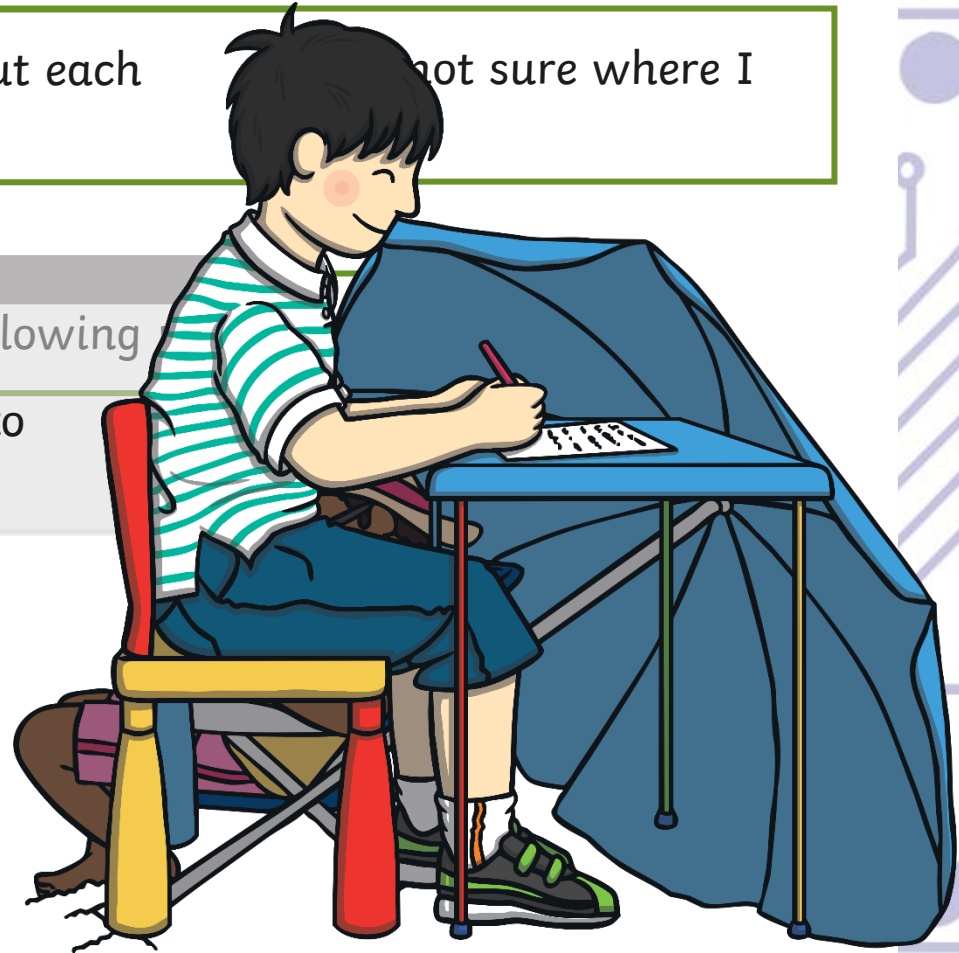


What information will I need about each destination to make my choice?

I'm not sure where I

I would like to go to one of the following  
On your paper, write down the  
information you think I will want to  
know before I go.

- ✓ Cyprus
- ✓ Menorca
- ✓ Crete
- ✓ Majorca



# Need to Know...



What information do you think I need about each destination to make my choice?  
How could I find out the answers to these questions?





# How to Search

Often, searching online will answer lots of questions people may have about a topic.


To get the most useful results when we search, we need to think about the keywords we use.



'Key' means 'important'.

When we search online, we think about which words are the most important.

# Where Should I Go?



Find out about the place on your sheet using an online search.



Use the **All about... Activity Sheets** to record the keywords you used to search for the information and then record what you found out.

## All about...

To use keywords in an online search to find key information about a topic.



Use the Internet to find key information about **Tenerife**. Write down which words you typed in to search for the information.

	Answer	What keywords I used to search
What is the weather like in August?		
What is there to see or explore?		
Are there beaches?		
How long will it take to get there?		
Will it be a place everyone who is going with me can enjoy?		
What is the food like?		

What else do you think I should know about **Tenerife**?

---

---

What keywords could you type to find this out?

---

---



Computing | Year 2 | Online Safety | Keywords | Lesson 2



# Share




Share with each other what you found out about each place.

See if you have similar answers to other pairs who searched for information about the same location.

Did you find out the answers to some of the following questions?

- ✓ Which place has the hottest temperatures?
- ✓ Which place is the quickest to get to?
- ✓ Which place do you think has the best range of activities?



# Which Words?



Choose the best words to type into a search to find out the answer to each of the following questions.



# Which breed of dog weighs the most?



# Who holds the world record for a long jump?



# How many teeth does an adult human have?



# Where is the deepest ocean in the world?

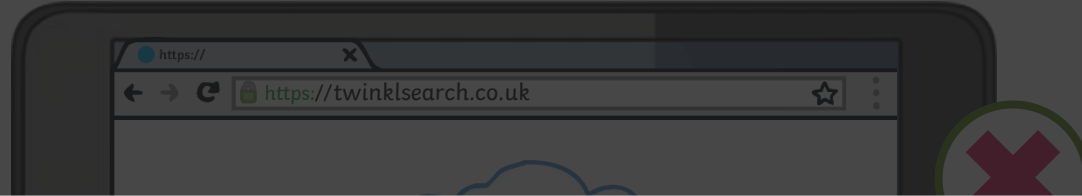




# Who was the king of England during the English Civil War?



# What is on TV tonight?



Remember that a full sentence might not always be the best way to search for information. Use keywords that are important to the thing you are searching for.



# Aim



- To use keywords in an online search to find key information about a topic.

# Success Criteria

- I can identify which keywords will give me good results.
- I can use a website to search for information.



twinkl