

# Guidance for macros in PowerPoints

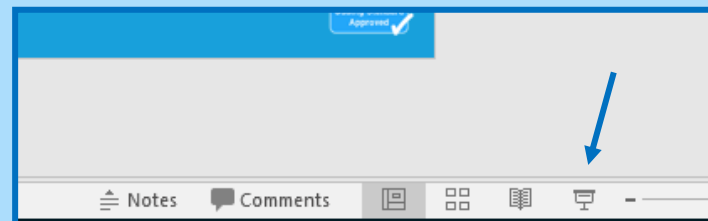
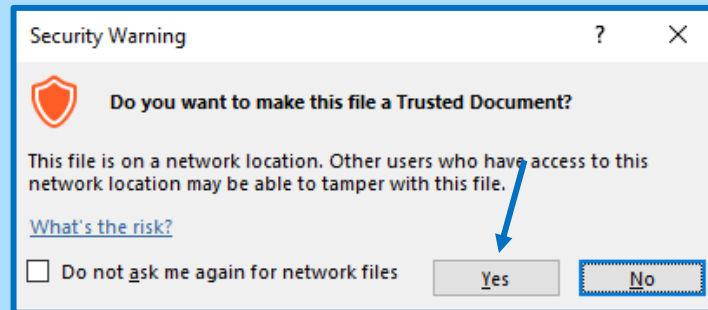
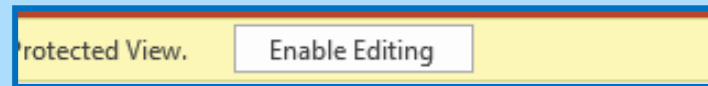
We use macros within PowerPoints to increase the interactivity of our presentations. Follow this simple process to get the most out of this resource.

## What to do:

Open the PowerPoint file and enable editing.

A security warning box will appear. Click yes.

Enter presentation mode (start the slide show).






# Computing

## Online Safety

# Digital Footprints



# Aim

- To understand that the information I put online leaves a digital footprint.


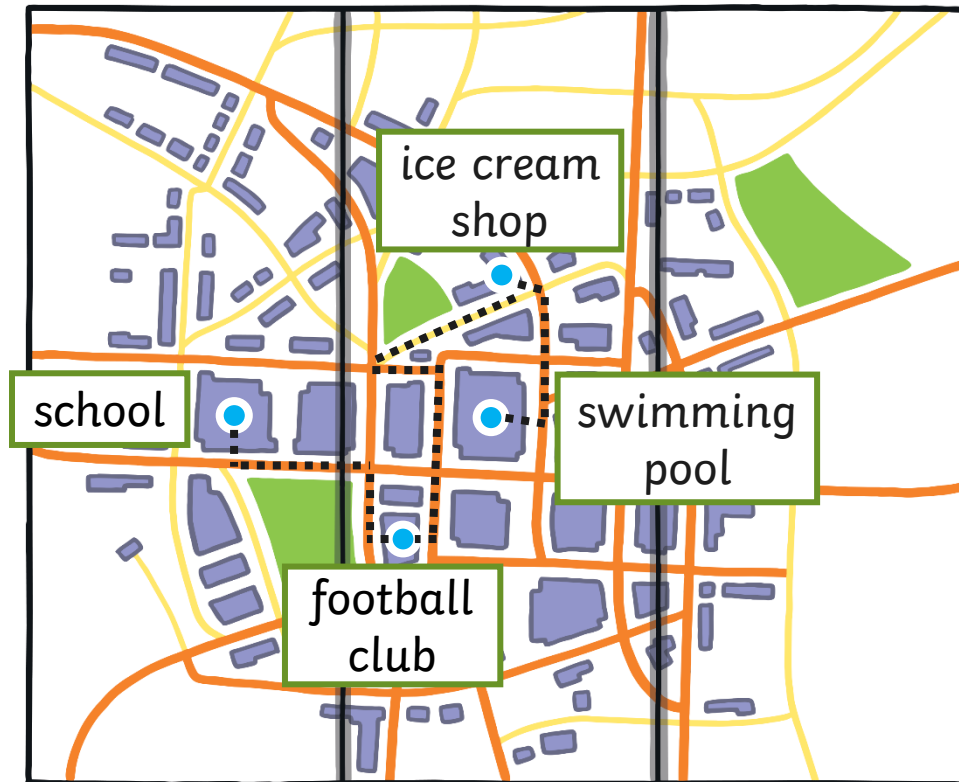
## Success Criteria

- I can explain what 'digital footprint' means.
- I can explain how people might use the information I put online.
- I can explain how a digital footprint contains information about a person.

# Footprints



Look at Penelope's footprints. On your whiteboard, list the places she has been.




# Footprints



We can tell some things about Penelope by looking at where she has been.

What type of food might she like?





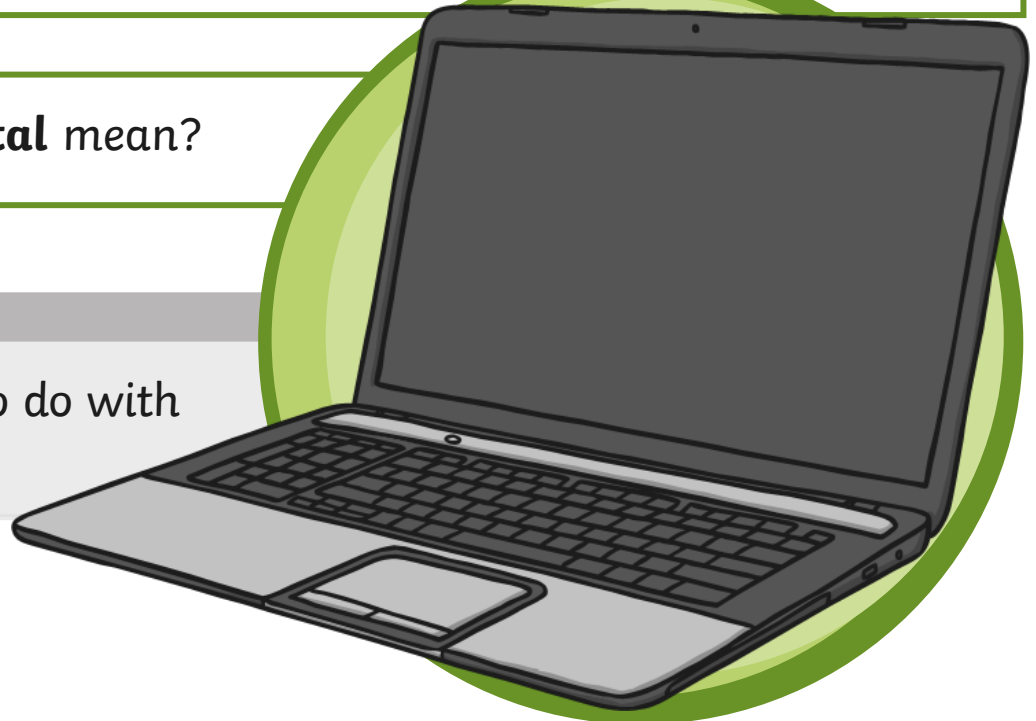
# Digital Footprints



When we go online, everything we do leaves a 'footprint' that other people can see, even if it's not something you have posted somewhere publicly.

What does the word **digital** mean?

**Digital** means anything to do with computer technology.




# Digital Footprints



Can you tell me something that you have done online in the last week?


What might this tell us about?

Who can explain what 'digital footprint' means?

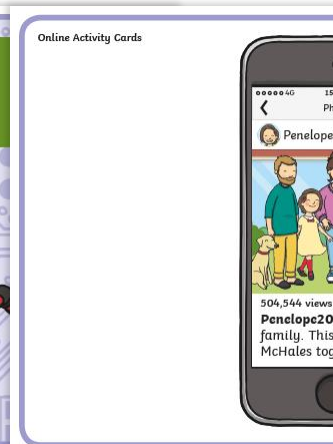




# All about Penelope



As you go, use the information that you find out to help fill in the **All about Penelope Activity Sheet**.



★

To understand that the information I put online leaves a digital footprint.

Use the **Online Activity Cards** to see how much information you can find out about Penelope just from looking at her digital footprint.

	How did you know this?
Full name	Full name
Where she lives	Where she lives
Football team	Football team
Birthday	Birthday
Favourite animal	Favourite animal
Friends' names	Friends' names
What does she want for her birthday?	What does she want for her birthday?
Other information	Other information

twinkl planit

twinkl planit


Computing | Year 2 | Online Safety | Digital Footprints | Lesson 1

# How Much Do We Know?



What do we know about Penelope now?

- ✓ What is her full name?
- ✓ What town does she live in?
- ✓ What house number does she live at?
- ✓ What football team does she play for?
- ✓ What might she want for her birthday?
- ✓ When is her birthday?
- ✓ What animals is she interested in?
- ✓ What are her friends called?



# How Much Do We Know?




What other information could we work out from Penelope's posts?

If we know what town she lives in, and the colour of her uniform, what might we be able to work out?

All these tiny bits of information make up our digital footprint and all together, they tell us lots of information about a person.



# How Can Your Digital Footprint Be Used?



If you write a post somewhere publicly, who can see the information?

in to buy this

- ✓ who can see our info
- ✓ how can we use this



# Aim



- To understand that the information I put online leaves a digital footprint.

# Success Criteria

- I can explain what 'digital footprint' means.
- I can explain how people might use the information I put online.
- I can explain how a digital footprint contains information about a person.





twinkl