


Monday 18<sup>th</sup> January

English Activity

LO: To learn how to identify and discuss key features of character descriptions



Video example to watch before you begin

Please click this link...

<https://www.youtube.com/watch?v=tFy3mLjLIZM>

If you have a printer you can print this. If you don't you can recreate this sheet on a piece of paper.

You will find this sheet on our year 2 page next to this PowerPoint on the school website.

Examples of what the character looks like:	Examples of the character acts, speaks and moves:
Examples of what the character thinks and feels	Examples of interesting adjectives

LO: To find and discuss the key features of various character descriptions.

Here is a list of features that a great character description will have:

1. Describes what the character looks like
2. Describes how the character speaks and moves
3. Describes the characters personality
4. Includes interesting adjectives to describe these things.

Your task is to read the character descriptions and write down anything you think shows the above key features on your sheet.

## Dink

Deep inside the darkest cave lived a hideous creature known as Dink. Covered from head to toe in white pimples and crusty mud soaked skin, you can smell Dink before you can EVEN see him! Sometimes, people from far away can hear him speaking to himself in his grumpy, deep voice. On the very top of his head lives a family of lice that play all day in his bright green, unwashed hair. His enormous muscles escape from his tiny clothes which are soaked in sweat and when he stomps around his cave, you can hear the stones crushing underneath him. Not only is Dink disgusting he also has a terrible attitude. His eyes are like two tiny black beetles crawling on his vulgar, ferocious face.



## Annabella

On the very top of a magical mountain lived an enchanting, kind and beautiful princess called Annabella. Her auburn hair was thick, shiny and glossy and tumbled down her shoulders in waves. She wore a crimson dress that glistened in the light and long, silk, pink gloves on her tiny hands. Annabella was quite a shy girl that blushed when talking.





## The Gruffalo

The Gruffalo has two large, curved horns at the top of his head. He has bright orange eyes and a slimy, black tongue. The Gruffalo has an enormous, poisonous wart on the end of his wet nose. Running all down his back are sharp pointed prickles. His claws are as sharp as razors but his teeth are blunt and brittle. His fur feels as soft as a cotton wool but it is matted and tangled. He has knobbly knees and turned out toes. His feet are gigantic and he stomps through the forest whilst swishing his long bushy tail. The animals are scared of him because he is so terrifyingly large.




# Example of today's task

<p>Examples of what the character looks like:</p> <p>hideous</p> <p>crusty <u>mud soaked</u> skin</p> <p>beautiful princess</p>	<p>Examples of how the character speaks and moves:</p> <p>grumpy, deep voice</p> <p>stomps</p>
<p>Examples of the characters personality</p> <p>terrible attitude</p> <p>kind</p> <p>shy girl who blushed when talking</p>	<p>Examples of interesting adjectives</p> <p>hideous</p> <p>crusty mud soaked skin</p> <p>magical</p> <p>beautiful</p>

# Year 1 Common Exception Words - Use this mat to support with the spelling and writing of these key words


## Year 1 Common Exception Word Mat

a  
all  
are  
ask 


be  
by  
because  
beautiful





come  
children


do

eye 




full   
friend   
father


go 




he   
has  
his   
her   
have  
here  
house 

I  
into 

like  
little  
looked   
love 




me   
my  
Mr   
Mrs 

no 

of  
one  |  
once  
our  
old    
oh

put  
push   
pull   
people  
pretty

said   
says   
she   
so  
some  
school 

the  
to  
today   
they   
there  
their 

we  
was  
were  
where   
who  ?

you   
your



# Year 2 Common Exception Words - Use this mat to support with the spelling and writing of these key words

## Year 2 Common Exception Word Mat

after  
again  
any

both  
behind  
because  
beautiful  
busy

class  
climb  
cold 🥶  
children 👧👦  
could  
clothes

door 🚪

even  
every  
everybody  
eye 👁️

fast  
father 👨  
find  
floor 👧👦  
friend

gold 🏆  
grass 🌱  
great

half  
hold  
hour 🕒

improve

kind ❤️

last  
love ❤️

many  
mind 🗣️  
money 💰  
most  
move  
Mr 👨  
Mrs 👩

old 👴  
only

parents 👧👦  
past  
path  
people  
plant 🌿  
poor  
pretty 🎀  
prove

should  
sugar  
steak 🥩  
sure

told  
there  
their → 👧👦

water 🥤  
whole  
who 👧?  
wild  
would  
was  
where 🌍?