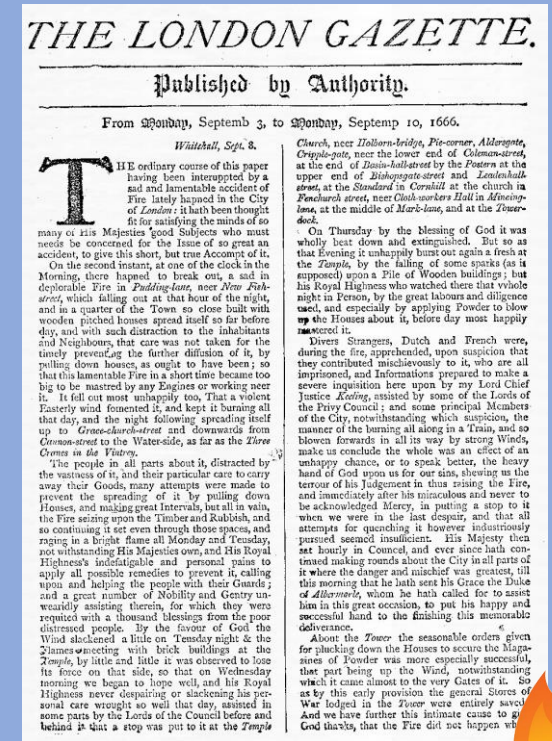
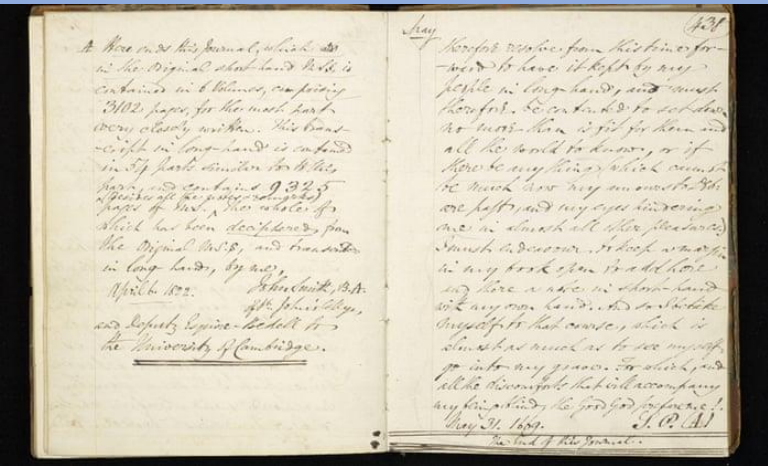


Friday 22nd January

Topic Activity

LO: To understand some of the ways in which we find out about the past and identify different ways in which it is represented.



Please click the below link to see Mr Oates explain today's task.

<https://www.youtube.com/watch?v=W9IzYVshHJI>



If it does not work by clicking, you may need to copy and paste this link into google.




If you have a printer you can print this. If you don't you can recreate this sheet on a piece of paper.

You will find this sheet on our year 2 page next to this PowerPoint on the school website.

Date: _____

LO: To understand some of the ways in which we find out about the past and identify different ways in which it is represented.

Using the Great Fire of London game, your task today is to draw and write a caption for things that would have helped us find out about what happened at the Great Fire of London. *I have given you one example.*



LO: To understand some of the ways in which we find out about the past and identify different ways in which it is represented.

Using the Fire of London game at: <http://fireoflondon.org.uk/game> follow the character of Tom Porter as he tries to help stop the fire and rescue objects that have been burnt in the fire.






This game will help you see how we find out about the past! Whilst playing this game, you can begin to draw and write captions on your sheet.

Please watch the first slide before you begin.




Phonics mat to support you

 ay "hey! play!"	 ee "what can you see?"	 igh "fly high."	 ow "look at the cow."	 oo "you at the zoo."	 oo "look at a book."
 ar "start the car."	 or "start the boat."	 air "blow the kite."	 ou "what is that?"	 ir "what sound?"	 oy "hey! let's play."

 a-e "make a cake."	 ai "snail in the rain."	 u-e "hedge hedge."	 ew "chew the hot dog."	
 o-e "piggy piggy."	 oa "goat in a boat."	 ur "paper with a paper."	 er "a letter letter."	
 i-e "hey smile."	 ea "cup of tea."	 oi "play the boy."	 aw "gather at dawn."	 ow "brown cow."
 are "eat and drink."	 ire "fun fun."	 ure "read the paper."	 ear "play with your ear."	

Year 1 Common Exception Words - Use this mat to support with the spelling and writing of these key words

Year 1 Common Exception Word Mat

a
all
are
ask 

be
by
because
beautiful





come
children

do

eye 




full 
friend 
father

go 




he 
has
his 
her 
have
here
house 



I
into 



like
little
looked 
love 

me 
my
Mr 
Mrs 



no 


of
one 
once
our
old  
oh

put
push 
pull 
people
pretty

said 
says 
she 
so
some
school 

the
to
today 
they 
there
their 

we
was
were
where ?
who ?

you 
your



Year 2 Common Exception Words - Use this mat to support with the spelling and writing of these key words

Year 2 Common Exception Word Mat

after
again
any

both
behind
because
beautiful
busy

class
climb
cold 🥶
children 👧👦
could
clothes

door 🚪

even
every
everybody
eye 👁️

fast
father 👨
find
floor 👧👦
friend

gold 🏆
grass 🌱
great

half
hold
hour 🕒

improve

kind ❤️

last
love ❤️

many
mind 🗣️
money 💰
most
move
Mr 👨
Mrs 👩

old 👴
only

parents 👧👦
past
path
people
plant 🌿
poor
pretty 🎀
prove

should
sugar
steak 🥩
sure

told
there
their → 👧👦

water 🗑️
whole
who 👧?
wild
would
was
where 🌍?

