


How to build a mini wildlife pond

You will need:

- an old bucket or watertight container




- spade




- sand



- old bricks, rocks and pebbles



- native pondweed (eg. curled pondweed)



1 Dig a hole deep enough to hold your container.

3 Sit the container in the hole and fill the gaps with loose soil.

2 Remove any sharp rocks and line bottom with sand.

4 Build a pile of rocks and bricks in bottom, scatter pebbles and add pondweed. Fill with rainwater.

