

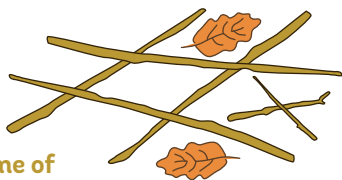


20 things to do with a stick

With a bit of imagination,
a humble stick can be anything!

1 Game

Set up a game of woodland noughts and crosses. Use sticks to create a grid, and other sticks to make the noughts and crosses. Or use pine cones, leaves or flowers instead.



2 Fetching stick

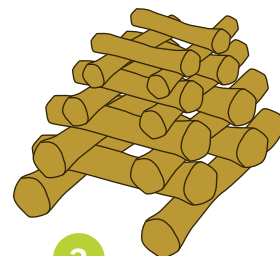
Perfect for playing
with the family dog!



3

Twig tower

Collect sticks from the woodland floor and layer them on top of each other to see how high you can build a towering twig tower.



10 An important sign


Make a trail for your friends to follow through the woods. Or make up a secret code of arrows, crosses and other symbols.



9

Magical divining stick

Find a bumpy, knobbly stick and use it as a map. Follow the twists and marks to a secret, magical place.



Super Sticks!

4

Stick man

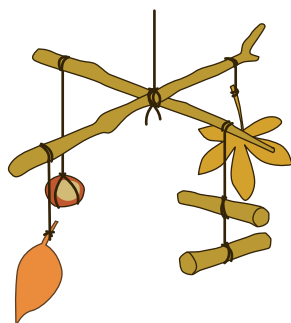
Use sticks for the body, leaves and grass for hair and clothes, and seeds for eyes, noses and ears.



8

Twirling mobile

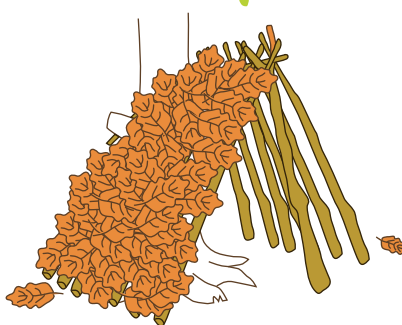
Make a woodland mobile from sticks, leaves, autumn seeds and wood, and hang it from the trees.



6

Den

Use big sticks to make a den large enough for people to shelter in, or use little sticks to make a teeny tiny den for minibeasts.



5

Catapult

Find a strong forked twig and tie a length of elastic to each fork (a snapped elastic band is ideal). Ping berries or rolled up balls of grass at pine cones lined up in a row.



7

Magic wand

Use sticks to cast spells or freeze people in place.



Remember, never fire your catapult at people or animals.

Feel free to copy and share this for personal and educational use – and don't forget there are loads more brilliant activities to download on our website!

woodlandtrust.org.uk/naturedetectives | 0330 333 5301 | naturedetectives@woodlandtrust.org.uk

f Search for 'nature detectives' | #NatureDetectives

© Made in 2015 by the Woodland Trust (registered charity nos 294344 and SC038885)



WOODLAND
TRUST



Woodland Trust Nature detectives



20 things to do with a stick

With a bit of imagination,
a humble stick can be anything!

11 Broomstick

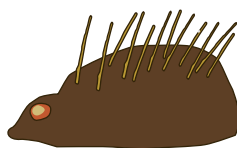
Collect a bunch of small, thin twigs and tie them to a much bigger, straight stick with string or sticky tape. Perfect for flying off in the moonlight!



12

Sculpture

Create fantastic outdoor animal sculptures using sticks, leaves, seeds and petals. What will you make?



13


Pooh stick

Make like Winnie-the-Pooh: find a bridge over a stream or river and drop sticks from one side of it. Race to the other side to see whose stick emerges from under the bridge first. Work out which way the water is flowing or your stick will go the wrong way!




20 Poo investigations

If you spot some poo, break it apart with a stick to find out what the animal has been eating.



19 Sketcher

Turn a blank mud canvas into an outdoor masterpiece – use a stick to draw pictures and patterns or write messages in mud.



Super Sticks!

14

Pair of antlers


Pretend you're a stag living in the woods. Find some sticks that look like antlers and hold them up to your head, then leap gracefully through the trees.



18

Picture frame

The only way to frame an outdoor art masterpiece.



16

Wind chime

Hang sticks of different lengths and thicknesses from a branch and listen to them gently knock against each other in the breeze.



15

Stirrer

Perfect for mud soups, flower petal perfumes or magic potions.



17

Marshmallow fork

Perfect for toasting gooey marshmallows over a campfire.



Make sure a grown up helps you toast the marshmallows!

Feel free to copy and share this for personal and educational use – and don't forget there are loads more brilliant activities to download on our website!

woodlandtrust.org.uk/naturedetectives | 0330 333 5301 | naturedetectives@woodlandtrust.org.uk

f Search for 'nature detectives' | t #NatureDetectives

© Made in 2015 by the Woodland Trust (registered charity nos 294344 and SC038885)



WOODLAND
TRUST

