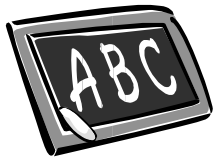


Spell Well Activities

Use these activities to help you learn your spellings at home.

1. Headlines

Cut letters out of magazines and newspapers to spell your words. Paste them onto a piece of paper.



2. That's an order!

Write your words out in alphabetical order.


3. Super Sentences

Write a super sentence for each one of your spelling words. Your sentence should be interesting/exciting.



4. Rainbow words

Write your spelling word and trace over it 5 times using a different colour each time.



5. Bubble Letters

Write each of your spelling words in bubble letters. Then, colour them in.




6. Across and Down

Write each word across and down, sharing the beginning letter.

Example: when

h
e
n




7. Fancy Letters

Write each of your words out in fancy letters. Your letters could be curly or dotty.

8. Upper and Lower

Write your word normally. Then re-write it, with the vowels in lowercase and the consonants in UPPERCASE.



9. Consonant Circle

Write out each of your spelling words. Look through each word and circle the consonants.



10. Three Times

Write each of your spellings words 3 times. Use a different coloured pencil or pen each time.



11. Blue Vowels

Write out your spellings on some paper. Using a blue pencil crayon, trace over the vowels in each word.

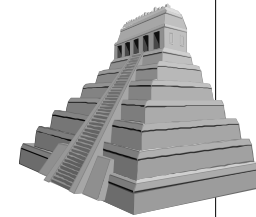
Vowels = A E I O U



12. Pyramid Writing

Pyramid write your spelling words. Example: home


h
ho
hom
home



13. Syllables

Write each spelling word out. Divide the word into syllables.

Example: Sept/em/ber



14. Adding my words

Write each of your spelling words out. Add up the value of each letter.

Consonants = 10 Vowels = 5


E.g. said

$10 + 5 + 5 + 10 = 30$

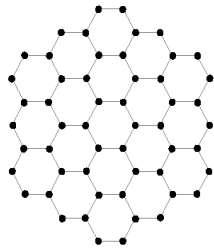


15. Vowel Circle


Write out each of your spelling words. Next, look through each word in turn and circle the vowels.



16. Connect the dots
Write your spelling words using dots. Connect the dots you've drawn by tracing over them with a coloured pencil.



17. Colourful letters
Write out each of your spelling words using a different colour for each letter.



18. Acrostic Poems
Create an acrostic poem for 5 of your words. Example: snow
Soft and fluffy
Never warm
Open the door
Wade into the cold



19. Backwards Words
Write each of your words forwards and backwards.
Example:
Where erehW



20. Spelling Shapes
Count your spelling words. Draw one shape for each word. Then write your spelling words inside each of the shapes.



21. Scrambled Words
Fold a piece of paper three times. Write your words in the first column. Then write them again with the letters all mixed up (scrambled) in the second column. Come back later to unscramble your words. Write the unscrambled words in the third column.



22. Air Write!
Write your spelling words in the air using your finger. Ask someone to read your words as you write them OR have them air write and you read them.



23. Secret Agent
Number the alphabet from 1-26. Example: a=1, b=2, c=3, d=4, etc. Then convert your words to a number code.
You must write the actual spelling word next to the "code word."




24. Make a Wordsearch
Make a wordsearch using a grid of all your spelling words. Come back and find your words.



25. Words within words
Write each spelling word and then write at least two words made from the same letters that is hidden inside the word.
Example: slide



26. Words without consonants
Write your spelling words on a list, but replace all the consonants with a line.
Then go back to the beginning of your list and see if you can fill in the correct missing consonants.



27. Spelling Flashcards
Make a set of flashcards to practice your spelling words. When you look at your flashcard, read the word and then spell it out loud.
*Example- there t-h-e-r-e.

