

Welcome to your New School



Your book about
St. Michael's C.E. Primary School

Welcome to St. Michael's C.E. Primary School.

I am so sorry that you have not been able to come into school, but hopefully you can share this book with your family. It tells you all about the different things that will happen when you come to St. Michael's School.

I hope that you enjoy looking through it, and look forward to seeing you when you start school in September.



Who will be in my classroom?



Mrs Janet McArdle

Full Time Classroom Teacher



Mrs Claire Atkinson

Full time Senior Teaching Assistant



Mrs Sheila Swallow

Part time Teaching Assistant



Mrs Lorna Smith


PPA cover teacher (Thurs am)

Deputy Head Teacher and SENCo


You might work in small groups, with a friend or one to one with an adult. Sometimes we might all sit on the carpet together. All of the adults in the classroom are there to help you learn and to keep you safe.

Where will I keep my things?

You will have your own coat peg with your name and a picture on it. You can hang your coat and PE kit bag here. There is a space under your peg to put your wellington boots in. It would be a good idea to keep a pair of wellingtons at school in case you want to dig in the mud!



Your book bag will go in the box by the door. A member of staff will check your book bag every day for letters or notes from home and to change your reading book when you get one.



What do I need to bring?

My PE Kit

Which you will get in September



My Book Bag

Which you will get in September



Wellies



What Should I Not Bring?

Toys



Sweets



What happens when I arrive at school?

When you come to school you will wait on the playground with your grown-up. A whistle will go at 8:50am and you will line up with the rest of your class outside on the line.

Snack Time

During the morning you will be able to have a drink of milk or water and a snack.

We all have a piece of fruit to eat. This might be an apple, pear, banana or satsuma. The fruit is provided free to all Reception and Key Stage One children.



What will I do at school?

Physical Development

At school we practise physical development in lots of different ways. We have an exciting outdoor area where you can climb, balance and practise using equipment such as balls, hoops and skipping ropes.

We do Dough Disco every day where we use playdough to squash, squeeze, twist, smack, poke, pinch and bend to develop our hand strength.

In class we have a lot of Funky Fingers activities to help get your fingers stronger for writing.



Twice a week we will do P.E. Your P.E. kit should be navy shorts and a school t-shirt. You will also need trainers (please only bring laced up shoes if you can tie them yourselves).



You can bring your kit in a PE bag (a boot bag type bag is the best kind of storage) which we will send home at the end of each week so that it can be washed.

When you get changed for PE you should be able to take off and put on most of your clothes by yourself. Your teacher will help you with things you find hard, such as buttons and laces.

It is a good idea if you practise putting your clothes on at home a few times before you start school. How fast can you get changed?

Your P.E. kit and all of your other clothes should have your name in so that they don't get lost or mixed up with someone else's, as everyone's kit looks the same!

Personal, Social and Emotional

At school you will make lots of new friends. We will help you to look after yourself and find things you need – and put them away afterwards!

Sometimes it can be a bit scary leaving your grown up but there are lots of people at school who are there to help you. Over the year, you will also meet other people who help us, such as firefighters, nurses, police officers and Steve, our wonderful Lollipop Man.




Literacy - Reading

We hope you already enjoy sharing books with your friends and families and are getting to know lots of stories.

At school you will hear stories every day. We have a special book corner where you can look at stories, read with puppets and relax on the cushions.

We have lots of different books about real life topics such as vehicles, animals and places and fantasy books about dragons, mermaids and talking creatures.




We like to read a story at the end of every day. If you have a favourite story book at home, you can bring it in to share with your friends and we will read it together.

Phonics

At school we use Read, Write Inc. Phonics every morning to help you to learn your letter sounds and names.

When you come to school you will begin to learn to read. You will have a reading record book to keep in your book bag. Your grown-up can write down when you read to them and how you got on.



Writing

We love to write! At school you will learn how to form your letters correctly, learn to write words and eventually how to write sentences.

It would be great if you could write your own name when you start school, only using a capital letter at the start of it. Don't worry if you can't; you will soon learn at school.

William

Ben

Chloë
Joshua




We write while we play all the time; in the role play area, the construction area, outside and on the writing table.

Sometimes we write using chinks, paints, highlighter pens or felt-tips. Sometimes we might write in sand, mud, shaving foam or gravel.



You will be able to do lots of other activities at school to help with your writing. These include tracing over pictures, drawing patterns, colouring, making models with playdough, cutting and drawing.



Mathematics

At school we will do lots of mathematical activities. You will do lots of exciting things, such as measuring, weighing, cooking, building, playing shops, making jigsaws and playing maths games.

Before you come to school you can do lots of things at home with your family that will help you with your maths:

- learn nursery rhymes and number songs such as "Five little monkeys" or "Ten green bottles"
- Read books such as "The Very Hungry Caterpillar" and "Ten Little Dinosaurs"
- weigh and measure when cooking or baking
- compare your toys – which are tallest or shortest, largest, smallest, widest etc

- talk about time using words such as morning, night, yesterday, tomorrow and next week
- playing with containers in the bath, using words like full and empty
- Count everything – going up the stairs, steps to the car, how many times you clap etc
- when you are getting dressed look at things you put on first and last, which is the back and front, how many buttons have you got?
- at meal times you can lay the table and make sure you have enough knives and forks.
- when you go shopping you can look at the numbers and look at coins. You can look at the shape, size and colour of the boxes.
- Look around your house for numbers – on the clock, TV, microwave etc



Understanding the World

At school you will find out lots about the world around you. In our outside area, we can dig and find insects that live outside. We have a bug hotel and gardens where we plant vegetables, flowers and herbs.



We have lots of equipment to use to investigate such as microscopes, torches, bug catchers and magnifying glasses.

You will also find out about using technology such as remote-control toys, iPads, computers, cameras and programmable toys.

What else might I do at school?

At school there are lots of things for you to play with. Here are some of the things you will find:

- a play house outside, which can also be changed into a hospital, a shop or police station.
- dressing up clothes so that you can be a doctor, a princess, a policeman or policewoman or a fire-fighter.
- puppets
- construction kits to make large models using nuts and bolts
- large and small building blocks and lots of other things to make models
- a farm with buildings and lots of animals, a toy police station, a dolls' house and a castle
- games and jigsaws
- playdough
- a sand tray and a water tray
- a garage with play people

- ICT equipment, including a computer and iPads with lots of interesting programmes, cameras, microphones, metal detectors, programmable toys and torches
- trikes, bikes, scooters, tunnels, a slide and a climbing frame
- items to investigate like wood, stones, shells etc

Sensory Play

Sometimes at school things get a little bit messy. You can paint, stick, make models, use clay, playdough, slime, foam and play in the sand and the water.



We have aprons at school to keep your uniform clean and also waterproof clothes to keep you dry and clean when you play in the water or mud.

Becoming Independent

We learn to do lots of things ourselves at school. What can you already do?

Dress myself		
Undress myself		
Go to the toilet by myself		
Fasten my shoes		
Fasten my coat		
Wash my hands before eating and after going to the toilet.		
Use a knife and fork		

Home Time

You go home at 3:20pm. Your Mum, Dad or someone else you know should wait for you in the yard and then your teacher will make sure they see your grown-up before you can go.



Early Years Foundation Stage Profile

When you have been at school a few weeks, your teacher will invite your grown-ups into school for a little chat. We will talk about all the different things you can do. These include looking at books, getting dressed, tidying up, colouring, counting and playing with other children. All these things make up your "Early Years Foundation Stage Profile".

We use Tapestry to record your learning journey. Tapestry builds a very special record of all the things you can do using photos, videos and diary entries. Together school and home will weave a story about you and how you are growing and developing.

We hope this booklet has helped you and your family to know what will happen when you start school.

Remember, when you come to school you will learn lots of new things and have lots of fun with your teachers and your new friends.

Don't forget, if you have any questions or concerns you can e-mail me

jmcardle@st-michaels.cumbria.sch.uk

If you have not already done so please could you ask your grown-up to email a photo of you to me that can be used to identify your coat peg in September.

See you in September!