



Form 4 Class Home Learning Pack

Dear Parents/Carers,

Unfortunately due to the coronavirus outbreak we have had to close the school in response. We are committed to ensure that your child's learning continues at home and that you have all the resources you need. In this folder is a collection of work which you could use at home, I have tried to make sure that I have created activities using resources you are most likely to have at home. Within this document there are ideas from other sources which could also be used.

Stay safe and hopefully we will see you all soon,

Carrie and the 6th form Team



Many of our resources are created using a programme called Communicate InPrint. This is where we are able to create symbols which are used for PECS, aided language boards and worksheets. You are able to sign up for a free 21 day trial by going to www.widget.com/products/inprint and clicking *Free Trial*.

If you wish to download this I have provided examples of PECS symbols and aided language boards in your child's folder that you can adapt for anything that you wish to do at home.



Twinkl have made their membership free so that parents can access resources to continue their child's learning at home. Simply go to www.twinkl.co.uk/offer and enter the code PARENTSTWINKLHELPS. If you don't have an account you will need to create one.

FYI these resources are usually more suitable for mainstream schools however there are some good resources you could try. I have included some of these resources in your child's folder that I feel is appropriate but there may be more that you can use.



You can find a variety of fantastic ideas on Pinterest, simply download the app or access it via the website www.pinterest.co.uk and search for an activity. Here are few great activities you can find on Pinterest.

Developing Fine Motor Skills



Weave pipe cleaners into a colander



Beads on wooden poles. You could use pasta or cheerios on spaghetti.



You could also use the pins to create shapes or pictures.



Push the pom poms through different sized bottles



Practice cutting skills by cutting cooked spaghetti or even jelly.



Use tweezers or pegs to pick up pom poms and sort into duplo



Mark-making and Handwriting

Mark make using a variety of mediums such as paints, crayon, pencils, pens, chalk etc.

Practice making a variety of different movements with the mediums, for example, circles, wavy line, zig zags, up and down etc. You can also get your child to practice writing the individual letters of their names or their whole first name.



Using trains to make marks

You can also use cars, bikes or even animal toys to make footprints.



Mark making in sand or flour using fingers or paintbrush.



Mark Making with play dough

Carve marks into playdough using pens, pencils etc.



Pour paint into zip lock bag and close. Use cotton bud to make marks



Mix paint and shaving foam to make this fun and messy activity!



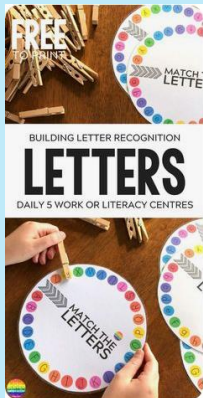
Write letters on floor with chalk and children can trace it with a wet paintbrush

Phonics

Create activities such as identifying sounds and the initial sounds of simple CVC words (for example /c/a/t/, /b/o/x/). More resources can be found on www.letters-and-sounds.com



Here are some of the examples I have found on Pinterest:




Matching sounds using pegs



Use familiar objects to identify initial sounds. "Pig starts with the sound..." Say sound and get your child to repeat back.



For example, say "f/o/...", "f/o/x" "/x/"



Sort objects by their initial sound.



Identify the initial sound of simple words (1 word, 3 sounds)



Write sounds on blocks to create words.



Maths

Maths activities can be achieved through a variety of everyday activities, you can introduce and expose your child to a variety of mathematical concepts throughout the day. For example counting the number of steps as they go down the stairs, identifying shapes at home and in their environment, filling and emptying containers such as cups and jugs, feeling the weight of objects and building and constructing towers or buildings using lego.



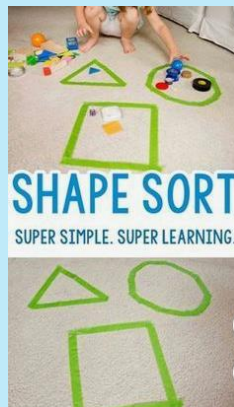
Clip the correct number of pegs to the corresponding number.



Create ice cream by placing the correct number of pom-poms on top of the number on the cone.



Attach the number of loom bands on the lolly sticks.



Create shapes with tape on the floor and sort objects.



Create shapes using old toilet roll and make prints with paint



Use toothpicks and playdough to make shapes



Messy Play

You can use a variety of different things you have at home to create some great messy play activities for your child to enjoy.

Here are some more activities which you could choose to use with your child at home.



Shaving foam and paint to make the sea and add some sea animals



Create this by using spaghetti and food colouring and then cook.



Freeze animals, blocks of other objects to create this lovely activity.



Simply use water and washing up liquid to create this clean the dishes activity



Mix cornflour and water to make goop! Pour it into a colander at a great height and let it hit a tray. It sounds just like rain!



Ice painting

Arts and Crafts



Here are a number of arts and craft activities that you could make with your child. These don't have to be too complex and hopefully you will have some of these resources at home.



Make sensory bottles. These can be simple to make and they love them!



Cut the end of toilet roll and dip in paint to create these.



Paint their finger with paint and make chicks or anything you like!



Make artwork by painting blocks



Cut potatoes into shapes and make prints.



Make art by using celery as stamps.

Sensory Diet Activities



- ★ Wheelbarrow racing
- ★ Animal walks (e.g. bear walks, crab walks, frog jumps)
- ★ Trampolining
- ★ Cycling or scooters
- ★ Swings
- ★ Deep pressure, squishing etc.
- ★ Spinners or roundabouts
- ★ Jumping
- ★ Climbing
 - ★ Ropes, monkey bars, slides, through a tunnel
- ★ Pushing/pulling activities
 - ★ Carrying shopping, pushing empty wheelie bins, raking leaves, pulling weeds, shovelling soil/mud, vacuuming, pushing a shopping trolley, carrying a laundry basket
- ★ Vibration
 - ★ Handheld massagers, vibrating cushion
- ★ Playing active games
 - ★ Running, obstacle course, skipping, leap frog, tug of war, wheelbarrow racing, row, row, row your boat
- ★ Blowing
 - ★ Various whistles and noise makers, bubbles, pinwheels
- ★ Touch
 - ★ Massage, kneading playdough or putty
- ★ Fidget toys
- ★ Squishing and squeezing
 - ★ Hugs, wrapping in blanket, laying under a large therapy ball, wobble boards

Sensory Circuits

A sensory circuit is a great way both to energise and settle children. The aim is to focus concentration in readiness for the day's learning. The circuit also encourages the development of the child's sensory processing skills.

The circuit should be split into 3 sections.

Alerting

The aim of this section is to provide vestibular and proprioceptive stimulus within a controlled setting.

- ★ Bouncing on a trampet
- ★ Spinning a hoop
- ★ Walking on stilts
- ★ Rolling on a physio ball
- ★ Bunny/frog hops

Organising

This section includes activities that require motor sensory processing, balance and timing. The child needs to organise their body, plan their approach and do more than one thing at a time in a sequential order.

- ★ Balancing on a beam
- ★ Textured stepping stones
- ★ Throwing bean bags into a hoop
- ★ Wobble boards
- ★ Climbing












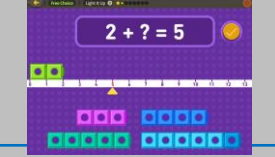








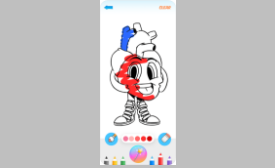
Calming

The calming activities are very important as they provide input to ensure that children leave the circuit calm and ready for the day ahead. Activities include proprioceptive or deep pressure activities.

- ★ Squishes with big physio balls
- ★ Lying under weighted blankets
- ★ Hand massage
- ★ Hand and feet in weighted bean bags



Icon	Name	What does it do?	What does it look like?
	GridPlayer (Free)	Communication app to make requests and create sentences, for example "I want..."	
	Heat Pad (Free)	Cause and effect app. Move your finger across the screen to make patterns. Has relaxing music.	
	Wa Kingyo - Goldfish Pond LE (Free)	Cause and effect fish pond.	
	COLOCO - Digital Symmetry (Free)	Makes symmetrical paintings and doodles	
	Electra - Touch Lightning (Free)	Visually stimulating app.	
	Just Touch - Infinity (Free)	Experience kaleidoscopes, infinity tunnels and more.	
	Plazma - Calming Bubbles (Free)	Calming and relaxation app.	
	Splodge - Tap and Splat! (Free)	Splodge and splatter paint effects, fish, butterflies and balloons on glowing background.	
	Big Bang Pictures (\$19.99)	A great cause and effect app that we use in school.	

Icon	Name	What does it do?	What does it look like?
	Funbrain Jr (Free)	Early literacy, maths and problem solving skills.	
	Fish School - 123 ABC for Kids (Free)	Teaches letters, numbers, shapes, colours and more	
	PBS KIDS Games (Free)	Educational games from top shows like Arthur, Sesame Street, Dinosaur Train.	
	Phonics Ninja (\$0.99)	Phonics app similar to the Fruit Ninja game.	
	Todo Maths (Free)	Interactive Maths activities.	
	Monkey Preschool Lunchbox (\$1.99)	Collection of seven games that teach colours, matching, counting, letters and shapes.	
	Peek-a-Zoo (Free)	Learning about different animals and also begin to identify different emotions.	
	Laugh and Learn Animal Sounds (Free)	Learn animal names and the sounds animals make.	
	Laugh and Learn Puppy (Free)	Interact with engaging animations, sing-along songs and sound effects.	
	Color Quest AR (Free)	Augmented reality app that supports healthy eating in a fun and inspiring way	

Websites



BBC Learning www.bbc.co.uk/learning

This site is old and no longer updated but there is lots still available.

The Kids Should See This <https://thekidsshouldseethis.com>

Wide range of cool educational videos

Oxford Owl for Home www.oxfordowl.co.uk/for-home

Lots of free resources for Primary Age

Red Ted Art www.redtedart.com

Easy arts and craft activities

The Imagination Tree <https://theimaginationtree.com>

Creative art and craft activities

Toy Theater <https://toytheater.com>

Educational online games

Espresso

https://central.espresso.co.uk/espresso/primary_uk/home/index.html

User Name: 34732

Password: STN123

Education City www.educationcity.com

User Name: 886stnicholas

Password: 883354

Instagram



Instagram has some great ideas for activities.

@play.hooray

@the_play_at_home_mummas

@fiveminutemum

@tufflove_and_sensoryplay

@beckys_treasure_baskets

@sen_teacher_

@sensoryplay.uk

@sensoryideas

@earlyyearsoutdoor



Cosmic Kids Yoga

Fun yoga activities. The children love the *We're Going on a Bear Hunt*.

Kids Learning Tube

Educational videos

K-I-D-S Learning Videos

Educational videos.

KidsTV123

Early years videos including phonics and animal sounds and many more.

ABCKidTV

A great channel with nursery rhymes and every songs like washing your hands and bath.

The Singing Walrus

Actions songs, sing-along and great songs about vegetables, colours and much more.

More videos include mindfulness, relaxation and also the children enjoy watching videos of train journeys.



Contact details

If you have any questions regarding home learning during this time please do not hesitate to email me carrie.m@st-Nicholas.kent.sch.uk