



Pupil Progress and Achievement Information - Key Stage 5

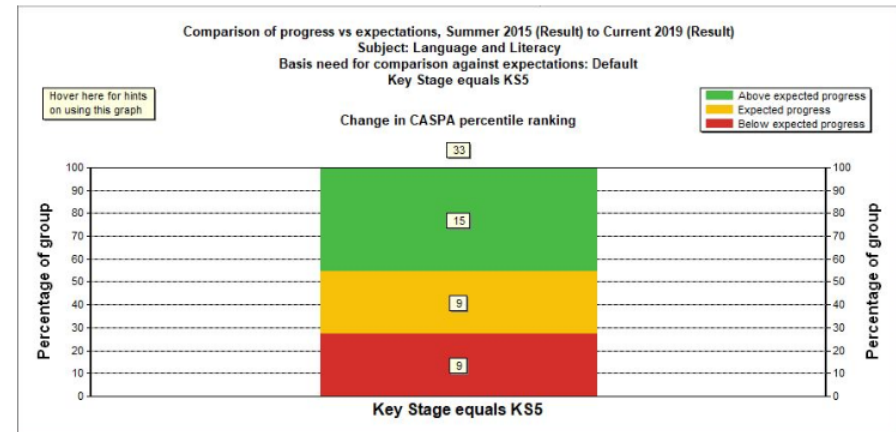
(2018 / 2019)

Headline Results

- The vast majority of pupils are on track to meet or exceed expected outcomes against other Post-16 pupils nationwide within the CASPA dataset for KS5.
- Achievement for all score = 1540, Annual Accreditation points score is 929.75.
- This year we had the highest score for students achieving points in the Skills for Working Life Programme (280).
- We had the second highest number of students achieving full diplomas in the OCR Life and Living skills Programme before moving on, despite a much lower cohort of students.
- 100% of leaving pupils working within KS4+ are maintaining a successful Further Education or Social Care Placement or are in paid work, on leaving St. Nicholas School. 79% of pupils are attending college after leaving in July 2019, and 21% are achieving in their personalised social care placements. Yr 2 - 90% of pupils are continuing to achieve in their educational placement, Yr 3 - 86% of students are continuing to achieve in their local educational placement.

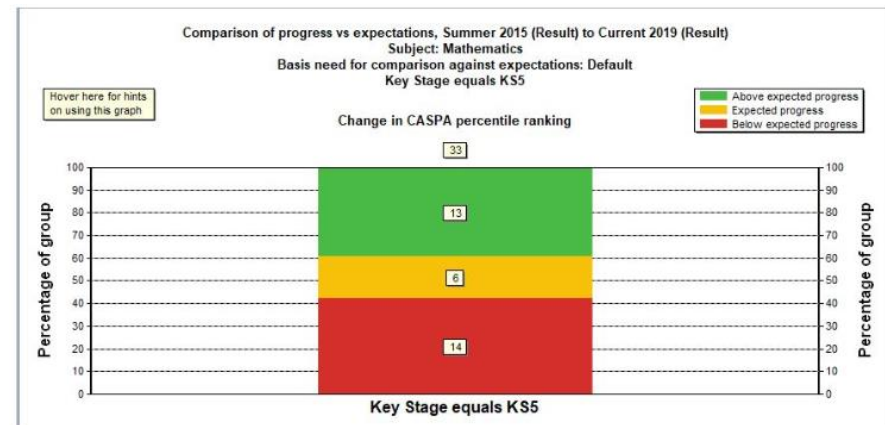
English (2015 - 2019)

- 73% made good or better progress, compared against similar pupils nationwide (CASPA dataset). 45% of pupils made outstanding progress, exceeding CASPA expectations!
- 1 student achieved their Entry level functional skills English qualification.



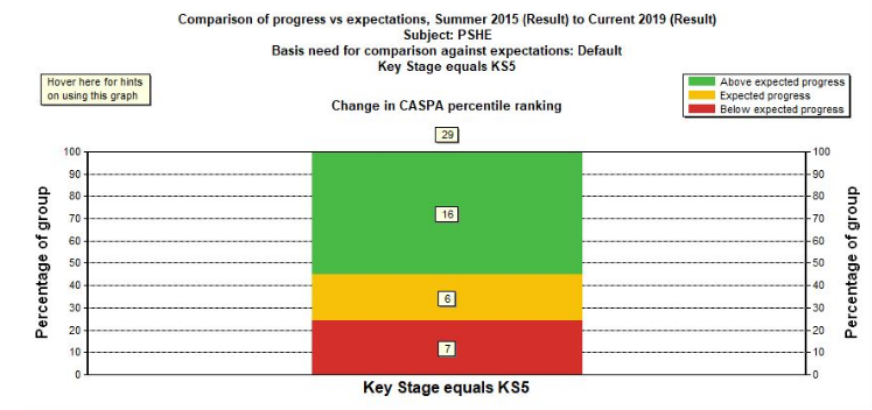
Maths (2015 - 2019)

- 56% made good or better progress, compared against similar pupils nationwide (CASPA dataset)
- 39% of pupils made outstanding progress, exceeding CASPA expectations!
- 4 students achieved their Entry Level's in FS Maths



PSHE (2015 - 2019)

- 76% made good or better progress, compared against similar pupils nationwide (CASPA dataset)
- 55% of pupils made outstanding progress, exceeding CASPA expectations!
- All year 14 students achieved a full diploma in the OCR Life and Living Skills programme.



Exam Results - 2018-19

Number of students entered at each level in KS 4 & 5 (combined)										
Course Title	Unit Entry	EL1	EL2	EL3	L1	L2	Bronze	Silver	Gold	Total number of complete successful at appropriate level
Duke of Edinburgh's Award Scheme							15			15
Sports Leaders UK Award in Sports Leadership L1										0
CIEH - Food Hygiene and Safety Award										0
OCR Functional Skills English		8	2							8
OCR Functional Skills Maths		14		1						15
OCR Functional Skills ICT		9	7							16
OCR Science										0
Trinity College Arts Award L1							15			15
City and Guilds Skills for working Life			7							7
OCR Art and Design										0
OCR Life and Living Skills - Award / Cert / Diploma		9	3							12
	0	40	19	1	0	0	30	0	0	

Backdated KS4/5 Accreditation, Credit Values and Achievement for All Results

ANNUAL ACCREDITATION POINTS SCORES							
	2013	2014	2015	2016	2017	2018	2019
FS En	31	105	118	54	111	66	52
FS ma	81	96	144	60	137	88	77
FS ICT	0	85	150	29	96	78	87
EL Sci	50	60	110	72	0	0	0
EL A & D	66	54		10	10	0	0
A Award	18.75		68.75	43.75	143.75	125	93.75
Home Cook Sk					0	0	0
GCSE Maths G				0	16	0	0
GCSE Art F				0	22	0	0
COPE			25	25	0	0	0
OAA	12.5				0	0	0
LLS			195	500	290	375	340
SFWL		140			240	70	280
WJEC EP					0	0	0
SL UK				12.5	37.5	31.25	0
FS & H			34.5	37.5	0	0	0
CP EN				142.5	0	0	0
CP MA				102.5	0	0	0
TPS	259.25	540	845.25	1088.75	1103.25	833.25	929.75

Leavers AFA points scores							
	2013	2014	2015	2016	2017	2018	2019
English	145	180	250	357	192	305	257
Maths	148	181	282	312	196	295	259
Science (KS4)	80	102	177	216	129	205	208
ICT				412	248	343	272
PSHE				358	276	393	312
PE				241	157	277	232
TPS CORE	373	463	709	885	517	805	724
TPS ALL	N/A	N/A	N/A	1896	922	1818	1540

	Cred Val	2012	Credits	2013	Credits	2014	Credits	2015	Credits	2016	Credits	2017-18	Credits	2018-19	Credits
Diploma	37	0	0	0	0	0	0	4	148	10	370	6	222	8	296
EL2	37					0	0	2		2		1		1	
EL1	37					0	0	2		8		5		7	
Ext Cert	25	1	25	1	25	0	0	1	25	4	100	1	25	1	25
EL2										3		0		1	
EL1	25	1		1		0	0	1		1		1		0	
Certificate	13	3	39	5	65	1	23	0	0	2	78	10	130	3	39
EL3										1		3		0	
EL2	13	1		2		0	0	0		2		7		1	
EL1	13	2		3		1		0	0	0	0	0		2	
Ext Award	9	2	18	2	18	0	0	1	9	0	0	1	9	0	0
EL2						1	12					0		0	
EL1	9	2	18	2		1	9	1				1		0	
Award	6	0	0	0	0	1	5	0	0	6	36	5	30	0	0
EL3										4		2		0	
EL2		0		0	0	0	0	1		2		3		0	
EL1	6	0		2	12	1		1				0			
Intro Award	2	4	8	3	6	0	12	2	4	2	4	9	18	0	0
EL3	2	2		3		1	3	2		2		7		0	
EL2	2	0		0	0	0	0	0	0	0	0	2		0	
EL1	2	1		0	0	1	100	0	0	0	0	0		0	
Total Credit values		20	108	24	126	8	164	18	186	49	588	30	434	12	360

Louise Huddleston and Carrie Myhill
September 2019