

This week, we have been learning to read and write words containing **oy** saying /oi/.



The /oi/ Sound Family

oi

This spelling is usually used when the /oi/ sound is in the middle of a word, but sometimes it is used at the beginning of a word.

coin

oil



oy

This spelling is usually used when the /oi/ sound is at the end of a word but sometimes it is used in the middle of a word.

toy

royal

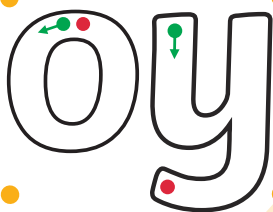
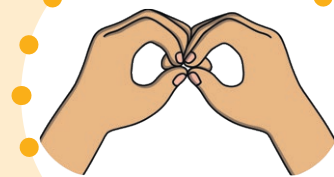


Picture

oy saying /oi/ as in 'boy'.

Action

Show the action for **oy**.



Formation

Follow the arrows and finish at the dots.

Word Reading Activity

Read the words below. Colour the **oy** words in one colour and the **oi** words in another colour.

spoil

coin

boil

foil

point

oil

royal

boy

cowboy

oyster

destroy

annoy



Focus Words

toy boy joy

enjoy destroy annoy employ royal



Common Exception Words

We have been learning to read:

would**want**

We have been learning to spell:


have**like**

Grammar

This week, we have been learning about finger spaces.



- Finger spaces are spaces between words.
- When we write a sentence, we need to use a finger space between each word to separate them and make a sentence make sense.
- When we read a sentence, we need to take a slight pause between each word so that the words are separate.

Picture

Jay's Spaceship reminds us when and where to place a finger space.

Action

Swirl your index finger and stop.

Home Learning Challenge




Level 5


Can you write a word to match the pictures?



l o y a l















Answers



Level 5

Can you write a word to match the pictures?




l o y a l




c o i n



p o i n t



b o y



t o y b o x



r o y a l



j o y



t o i l e t