

## Art and Design in the Foundation Stage:

ELG: Expressive Arts and Design (Creating with Materials)




Children at the expected level of development will:

- Safely use and explore a variety of materials, tools and techniques, experimenting with colour, design, texture, form and function;
- Share their creations, explaining the process they have used;
- Make use of props and materials when role-playing characters in narratives and stories.

At Stokesley Primary Academy pupils are taught:

- To create images, patterns and sculptures independently.
- To explore and experiment with different media and materials.
- That every child, idea and creation is valued and celebrated.

Links to the National Curriculum	2 year olds learn to:	Nursery learn to:	Reception learn to:
<p><b>Painting and drawing</b></p>	<ul style="list-style-type: none"> <li>▪ Use pre-made paints &amp; are able to name colours</li> <li>▪ Notice patterns and face shapes.</li> <li>▪ Start to make marks intentionally and sometimes give a meaning to the marks they make.</li> <li>▪ Explore paint, using fingers body parts, brushes/tools.</li> <li>▪ Develop manipulation and control. (PD)</li> <li>▪ Use large and small motor skills to do things independently. (PD)</li> <li>▪ Pay attention &amp; respond to pictures. (L)</li> <li>▪ Enjoy drawing freely. (L)</li> <li>▪ Repeat actions that have an effect. (UTW)</li> </ul>	<ul style="list-style-type: none"> <li>▪ Explore materials to develop ideas.</li> <li>▪ Create closed shapes with continuous lines, and begin to use these shapes to represent objects.</li> <li>▪ Draw with increasing complexity and detail, such as representing a face with a circle and including details.</li> <li>▪ Explore colour and colour-mixing with primary colours.</li> <li>▪ Select &amp; use activities &amp; resources to achieve a goal. (PSED)</li> <li>▪ Use a comfortable grip with good control when holding pens and pencils. (PD)</li> <li>▪ Show a preference for a dominant hand. (PD)</li> <li>▪ Enjoy drawing freely. (L)</li> </ul>	<ul style="list-style-type: none"> <li>▪ Explore colour and colour-mixing with primary colours and add white or black paint to alter tint or shade</li> <li>▪ Explore, use and refine a variety of artistic effects to express their ideas and feelings.</li> <li>▪ Create collaboratively sharing ideas, resources &amp; skills.</li> <li>▪ Use talk to articulate ideas &amp; thoughts &amp; help work out problems and organise thinking. C&amp;L</li> <li>▪ Select and use activities and resources to achieve a goal. (PSED)</li> <li>▪ Hold a pencil effectively with appropriate grip.(PD ELG)</li> <li>▪ Use a range of small tools, including scissors, paintbrushes. (PD ELG)</li> <li>▪ Begin to show accuracy &amp; care when drawing. (PD ELG)</li> </ul>

Links to the National Curriculum	2 year olds learn to:	Nursery children learn to:	Reception children learn to:
<b>Painting and drawing images</b>	 <p data-bbox="652 554 784 582">Scribbling</p>	 <p data-bbox="1195 554 1467 582">Controlled scribbling</p>	 <p data-bbox="1773 554 1964 582">Pre-Schematic</p>  <p data-bbox="2206 554 2346 582">Schematic</p>

Links to the National Curriculum	2 year olds learn to:	Nursery children learn to:	Reception children learn to:
<b>Form (sculpture and collage)</b>	<ul style="list-style-type: none"> <li>▪ Explore, manipulate &amp; play with different materials using their senses and imagination. (UTW)</li> <li>▪ Make simple models that express their ideas.</li> <li>▪ Build independently with a range of appropriate resources. (PD/M)</li> <li>▪ Explore different tools. (PD)</li> <li>▪ Use large and small motor skills to do things independently. (PD)</li> <li>▪ Manipulates play dough</li> </ul>	<ul style="list-style-type: none"> <li>▪ Explore materials to develop ideas.</li> <li>▪ Join different materials and explore different textures.</li> <li>▪ Use one-handed tools and equipment (PD)</li> <li>▪ Choose the right resources to carry out their own plan. PD</li> <li>▪ Make simple models that express their ideas.</li> <li>▪ Manipulates play dough</li> </ul>	<ul style="list-style-type: none"> <li>▪ Return to and build on their previous learning, refining ideas and developing their ability to represent them.</li> <li>▪ Explore the natural world around them, making observations, making models and drawing pictures of animals and plants.(UTW ELG)</li> <li>▪ Be confident to try new activities and show independence, resilience and perseverance in the face of challenge. (Managing self ELG)</li> <li>▪ Use a range of small tools, including scissors, paintbrushes and cutlery.</li> <li>▪ Make simple models that express their ideas (walls to create enclosed spaces, roofs)</li> <li>▪ Manipulates play dough and clay.</li> <li>▪ Uses language such as: Rough, smooth, rigid,</li> </ul>