


Teacher Talk Tactics for early language development



Instigate




Present an idea or open up a new line of enquiry

- “ I think ____
- “ Let's begin with ____
- “ I have a great idea, I'll go first.

Invite: X would you like to go first?

Build




Develop, add to or elaborate on an idea

- “ X's idea made me think ____
- “ I'd like to know more about ____
- “ Yes, and ____

Invite: Would anyone like to add to that?

Clarify



Ask questions to make things clearer and check your understanding

- “ Do you mean that ____?
- “ I think you are saying ____
- “ So, what you're saying is ____

Invite: Do you have any questions about X?

Challenge



Disagree or present an alternative argument

- “ I don't think ____
- “ You said ____ but what about ____?
- “ I disagree with ____

Invite: Does anyone disagree with X?

Stretch



Add more detail; use more complex language or introduce new ideas

- “ Yes, it's ____, you could even say it's ____
- “ That's right, it's because ____
- “ Yes, it's a ____

Invite: Can you tell me more about...?

Speculate




Encourage creative or abstract thinking and consideration of alternative viewpoints

- “ I wonder what would happen if ____?
- “ Perhaps ____?
- “ Do you think ____?

Invite: What do you wonder about X?

Suggest




Support thinking and problem solving by guiding next steps

- “ What if we tried ____ next?
- “ Have you thought about ____?
- “ Let's give ____ a try

Invite: What do you think we should try?

Encourage



Offer praise to encourage and motivate

- “ You did such a good job of ____, now let's think about ____
- “ You really made me ____
- “ Your use of ____ was ____

Invite: What did you like about what X did/said?