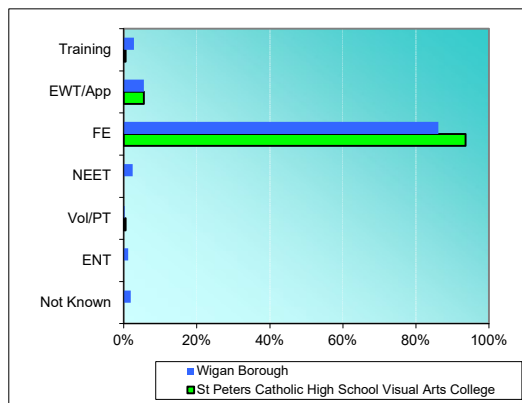
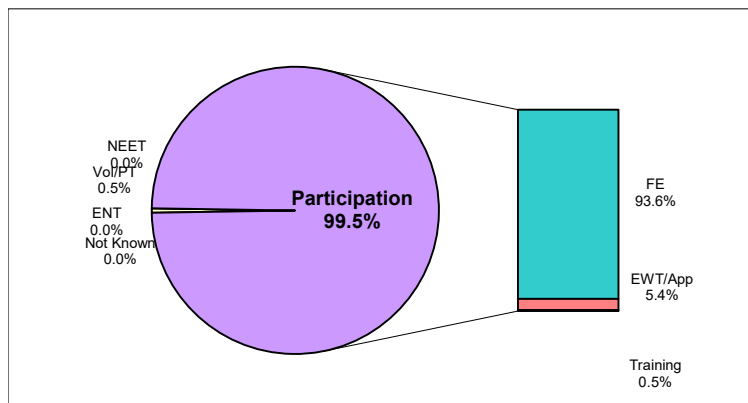


Activity Survey 2023

St Peters Catholic High School Visual Arts College

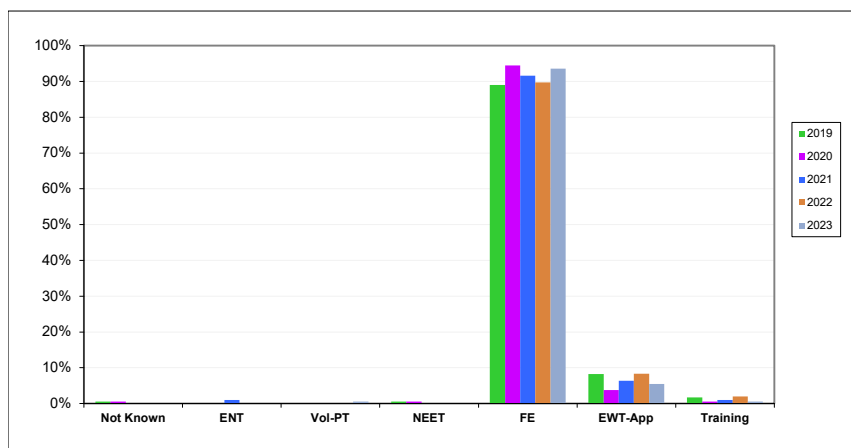
Destination Data



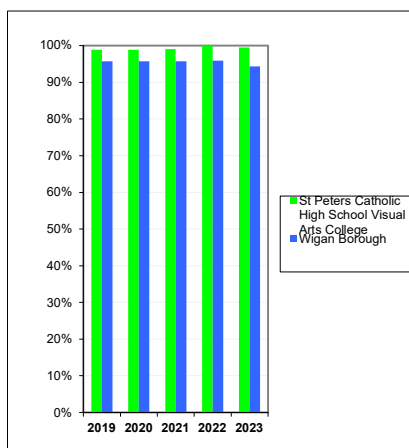
Activity		St Peters Catholic High School Visual Arts College	Percentage	Wigan Borough	Percentage
Not Known	Not Known	0	0.00%	71	1.85%
Employment no Training	ENT	0	0.00%	46	1.20%
Voluntary & Part Time Activities	Vol/PT	1	0.49%	9	0.24%
NEET	NEET	0	0.00%	92	2.40%
FE	FE	190	93.60%	3296	86.10%
Employment with Training /Apprenticeships	EWT/App	11	5.42%	208	5.43%
Training	Training	1	0.49%	106	2.77%
Grand Total		203		3828	

Historical Data

Destinations



Participation



								Participation	
Year	Not Known	Employment with no Accredited Training	Voluntary & Part Time Activities	NEET	FE	Employment with Accredited Training/Apprenticeships	Training	St Peters Catholic High School Visual Arts College	Wigan Borough
2019	0.5%	0.0%	0.0%	0.5%	89.0%	8.2%	1.6%	98.9%	95.7%
2020	0.5%	0.0%	0.0%	0.5%	94.5%	3.8%	0.5%	98.9%	95.7%
2021	0.0%	1.0%	0.0%	0.0%	91.7%	6.4%	1.0%	99.0%	95.7%
2022	0.0%	0.0%	0.0%	0.0%	89.8%	8.3%	2.0%	100.0%	95.9%
2023	0.0%	0.0%	0.5%	0.0%	93.6%	5.4%	0.5%	99.5%	94.3%

Annual Activity Survey 2023 - School Year 11 Guarantee - Summary

	Item	SEND	Sex			Total	%
			Male	Female	Unknown		
MEETING THE DUTY TO PARTICIPATE	Full time education	4	107	83	0	190	93.6%
	School sixth-form	0	0	0	0	0	0.0%
	Sixth-form college	1	51	30	0	81	39.9%
	Further education	2	55	53	0	108	53.2%
	Higher education	0	0	0	0	0	0.0%
	Gap year students	0	0	0	0	0	0.0%
	Other post-16 education	1	1	0	0	1	0.5%
	Special Post-16 Institution	0	0	0	0	0	0.0%
	Custodial institution (juvenile offender)	0	0	0	0	0	0.0%
	Full Time Training	0	0	1	0	1	0.5%
	ESFA funded work-based learning	0	0	1	0	1	0.5%
	Other training (for example, non-ESFA funded private training organisations)	0	0	0	0	0	0.0%
	DWP training and support programme	0	0	0	0	0	0.0%
	Traineeship	0	0	0	0	0	0.0%
	Supported Internship	0	0	0	0	0	0.0%
	Apprenticeship	0	10	1	0	11	5.4%
	Apprenticeship	0	10	1	0	11	5.4%
	Employment combined with training	0	0	0	0	0	0.0%
	Full time employment with study (regulated qualification)	0	0	0	0	0	0.0%
	Self-employment with study (regulated qualification)	0	0	0	0	0	0.0%
	Working not for reward with study (regulated qualification)	0	0	0	0	0	0.0%
	Working towards participation	0	0	0	0	0	0.0%
WORKING TOWARDS	Re-engagement activities	0	0	0	0	0	0.0%
	Start date agreed (RPA compliant)	0	0	0	0	0	0.0%
TEMPORARY BREAK FROM LEARNING	Temporary break from learning	0	0	0	0	0	0.0%
	Supporting family - teenage parents	0	0	0	0	0	0.0%
NOT PARTICIPATING	Illness	0	0	0	0	0	0.0%
	Pregnancy	0	0	0	0	0	0.0%
	Employment without training (Total)	0	0	0	0	0	0.0%
	Employment without training	0	0	0	0	0	0.0%
	Employment with training (other)	0	0	0	0	0	0.0%
	Temporary employment	0	0	0	0	0	0.0%
	Self-employment	0	0	0	0	0	0.0%
	Not settled (active in the labour market)	0	0	1	0	1	0.5%
	Part time education	0	0	0	0	0	0.0%
	Part time employment	0	0	0	0	0	0.0%
	Start date agreed (other)	0	0	0	0	0	0.0%
	Working not for reward	0	0	1	0	1	0.5%
	Not ready for work or learning	0	0	0	0	0	0.0%
	Seeking employment, education or training	0	0	0	0	0	0.0%
	Not settled (not active in the labour market)	0	0	0	0	0	0.0%
	Not available - young carer	0	0	0	0	0	0.0%
	Not available on religious grounds	0	0	0	0	0	0.0%
	Unlikely ever to be economically active	0	0	0	0	0	0.0%
	Not available - other reason	0	0	0	0	0	0.0%
	Current activity not established	0	0	0	0	0	0.0%
	Current Situation Not Known	0	0	0	0	0	0.0%
	Cannot be contacted - no current address	0	0	0	0	0	0.0%
	Refused to disclose activity	0	0	0	0	0	0.0%
Other	Custody (young adult offender)	0	0	0	0	0	0.0%
	Survey-TOTAL	4	117	86	0	203	

Annual Activity Survey 2023 - School Year 11 Guarantee - White

	Item	White British	White Irish	White Gypsy/Roma	Any Other White Background	WHITE TOTAL
MEETING THE DUTY TO PARTICIPATE	Full time education	174	0	0	3	177
	School sixth-form	0	0	0	0	0
	Sixth-form college	75	0	0	1	76
	Further education	98	0	0	2	100
	Higher education	0	0	0	0	0
	Gap year students	0	0	0	0	0
	Other post-16 education	1	0	0	0	1
	Special Post-16 Institution	0	0	0	0	0
	Custodial institution (juvenile offender)	0	0	0	0	0
	Full Time Training	1	0	0	0	1
	ESFA funded work-based learning	1	0	0	0	1
	Other training (for example, non-ESFA funded private training organisations)	0	0	0	0	0
	DWP training and support programme	0	0	0	0	0
	Traineeship	0	0	0	0	0
	Supported Internship	0	0	0	0	0
	Apprenticeship	9	0	0	0	9
	Apprenticeship	9	0	0	0	9
	Employment combined with training	0	0	0	0	0
	Full time employment with study (regulated qualification)	0	0	0	0	0
	Self-employment with study (regulated qualification)	0	0	0	0	0
	Working not for reward with study (regulated qualification)	0	0	0	0	0
WORKING TOWARDS	Working towards participation	0	0	0	0	0
	Re-engagement activities	0	0	0	0	0
	Start date agreed (RPA compliant)	0	0	0	0	0
TEMPORARY BREAK FROM LEARNING	Temporary break from learning	0	0	0	0	0
	Supporting family - teenage parents	0	0	0	0	0
	Illness	0	0	0	0	0
	Pregnancy	0	0	0	0	0
NOT PARTICIPATING	Employment without training (Total)	0	0	0	0	0
	Employment without training	0	0	0	0	0
	Employment with training (other)	0	0	0	0	0
	Temporary employment	0	0	0	0	0
	Self-employment	0	0	0	0	0
	Not settled (active in the labour market)	1	0	0	0	1
	Part time education	0	0	0	0	0
	Part time employment	0	0	0	0	0
	Start date agreed (other)	0	0	0	0	0
	Working not for reward	1	0	0	0	1
	Not ready for work or learning	0	0	0	0	0
	Seeking employment, education or training	0	0	0	0	0
	Not settled (not active in the labour market)	0	0	0	0	0
	Not available - young carer	0	0	0	0	0
	Not available on religious grounds	0	0	0	0	0
	Unlikely ever to be economically active	0	0	0	0	0
	Not available - other reason	0	0	0	0	0
	Current activity not established	0	0	0	0	0
	Current Situation Not Known	0	0	0	0	0
	Cannot be contacted - no current address	0	0	0	0	0
	Refused to disclose activity	0	0	0	0	0
Other	Custody (young adult offender)	0	0	0	0	0
	Survey-TOTAL	185	0	0	3	188

Annual Activity Survey 2023 - School Year 11 Guarantee - Mixed

	Item	White and Black Caribbean	White and Black African	White and Asian	Any Other Mixed Background	MIXED TOTAL
MEETING THE DUTY TO PARTICIPATE	Full time education	0	1	0	4	5
	School sixth-form	0	0	0	0	0
	Sixth-form college	0	0	0	2	2
	Further education	0	1	0	2	3
	Higher education	0	0	0	0	0
	Gap year students	0	0	0	0	0
	Other post-16 education	0	0	0	0	0
	Special Post-16 Institution	0	0	0	0	0
	Custodial institution (juvenile offender)	0	0	0	0	0
	Full Time Training	0	0	0	0	0
	ESFA funded work-based learning	0	0	0	0	0
	Other training (for example, non-ESFA funded private training organisations)	0	0	0	0	0
	DWP training and support programme	0	0	0	0	0
	Traineeship	0	0	0	0	0
	Supported Internship	0	0	0	0	0
	Apprenticeship	1	0	0	0	1
	Apprenticeship	1	0	0	0	1
	Employment combined with training	0	0	0	0	0
	Full time employment with study (regulated qualification)	0	0	0	0	0
	Self-employment with study (regulated qualification)	0	0	0	0	0
	Working not for reward with study (regulated qualification)	0	0	0	0	0
WORKING TOWARDS	Working towards participation	0	0	0	0	0
	Re-engagement activities	0	0	0	0	0
	Start date agreed (RPA compliant)	0	0	0	0	0
TEMPORARY BREAK FROM LEARNING	Temporary break from learning	0	0	0	0	0
	Supporting family - teenage parents	0	0	0	0	0
	Illness	0	0	0	0	0
	Pregnancy	0	0	0	0	0
NOT PARTICIPATING	Employment without training (Total)	0	0	0	0	0
	Employment without training	0	0	0	0	0
	Employment with training (other)	0	0	0	0	0
	Temporary employment	0	0	0	0	0
	Self-employment	0	0	0	0	0
	Not settled (active in the labour market)	0	0	0	0	0
	Part time education	0	0	0	0	0
	Part time employment	0	0	0	0	0
	Start date agreed (other)	0	0	0	0	0
	Working not for reward	0	0	0	0	0
	Not ready for work or learning	0	0	0	0	0
	Seeking employment, education or training	0	0	0	0	0
	Not settled (not active in the labour market)	0	0	0	0	0
	Not available - young carer	0	0	0	0	0
	Not available on religious grounds	0	0	0	0	0
	Unlikely ever to be economically active	0	0	0	0	0
	Not available - other reason	0	0	0	0	0
	Current activity not established	0	0	0	0	0
	Current Situation Not Known	0	0	0	0	0
	Cannot be contacted - no current address	0	0	0	0	0
	Refused to disclose activity	0	0	0	0	0
Other	Custody (young adult offender)	0	0	0	0	0
	Survey-TOTAL	1	1	0	4	6

Annual Activity Survey 2023 - School Year 11 Guarantee - Asian

	Item	Indian	Pakistani	Bangladeshi	Any other Asian Background	ASIAN TOTAL
MEETING THE DUTY TO PARTICIPATE	Full time education	1	0	0	0	1
	School sixth-form	0	0	0	0	0
	Sixth-form college	1	0	0	0	1
	Further education	0	0	0	0	0
	Higher education	0	0	0	0	0
	Gap year students	0	0	0	0	0
	Other post-16 education	0	0	0	0	0
	Special Post-16 Institution	0	0	0	0	0
	Custodial institution (juvenile offender)	0	0	0	0	0
	Full Time Training	0	0	0	0	0
	ESFA funded work-based learning	0	0	0	0	0
	Other training (for example, non-ESFA funded private training organisations)	0	0	0	0	0
	DWP training and support programme	0	0	0	0	0
	Traineeship	0	0	0	0	0
	Supported Internship	0	0	0	0	0
	Apprenticeship	0	0	0	0	0
	Apprenticeship	0	0	0	0	0
	Employment combined with training	0	0	0	0	0
	Full time employment with study (regulated qualification)	0	0	0	0	0
	Self-employment with study (regulated qualification)	0	0	0	0	0
	Working not for reward with study (regulated qualification)	0	0	0	0	0
WORKING TOWARDS	Working towards participation	0	0	0	0	0
	Re-engagement activities	0	0	0	0	0
TEMPORARY BREAK FROM LEARNING	Start date agreed (RPA compliant)	0	0	0	0	0
	Temporary break from learning	0	0	0	0	0
	Supporting family - teenage parents	0	0	0	0	0
NOT PARTICIPATING	Illness	0	0	0	0	0
	Pregnancy	0	0	0	0	0
	Employment without training (Total)	0	0	0	0	0
	Employment without training	0	0	0	0	0
	Employment with training (other)	0	0	0	0	0
	Temporary employment	0	0	0	0	0
	Self-employment	0	0	0	0	0
	Not settled (active in the labour market)	0	0	0	0	0
	Part time education	0	0	0	0	0
	Part time employment	0	0	0	0	0
	Start date agreed (other)	0	0	0	0	0
	Working not for reward	0	0	0	0	0
	Not ready for work or learning	0	0	0	0	0
	Seeking employment, education or training	0	0	0	0	0
	Not settled (not active in the labour market)	0	0	0	0	0
	Not available - young carer	0	0	0	0	0
	Not available on religious grounds	0	0	0	0	0
	Unlikely ever to be economically active	0	0	0	0	0
	Not available - other reason	0	0	0	0	0
	Current activity not established	0	0	0	0	0
	Current Situation Not Known	0	0	0	0	0
	Cannot be contacted - no current address	0	0	0	0	0
	Refused to disclose activity	0	0	0	0	0
Other	Custody (young adult offender)	0	0	0	0	0
	Survey-TOTAL	1	0	0	0	1

Annual Activity Survey 2023 - School Year 11 Guarantee - Black

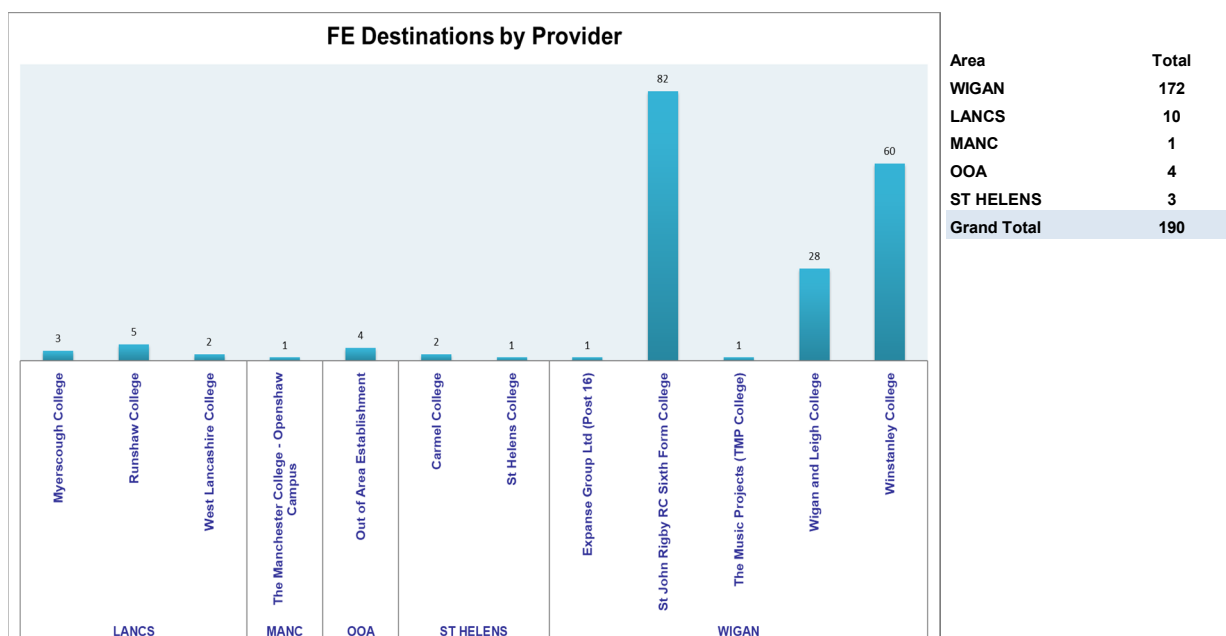
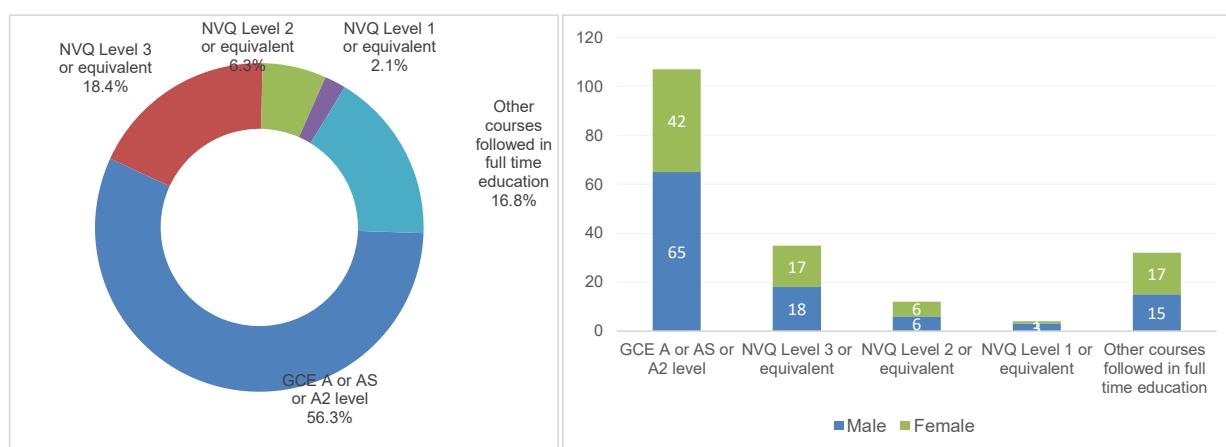
	Item	Caribbean	African	Black British	Any Other Black Background	BLACK TOTAL
MEETING THE DUTY TO PARTICIPATE	Full time education	0	1	0	0	1
	School sixth-form	0	0	0	0	0
	Sixth-form college	0	0	0	0	0
	Further education	0	1	0	0	1
	Higher education	0	0	0	0	0
	Gap year students	0	0	0	0	0
	Other post-16 education	0	0	0	0	0
	Special Post-16 Institution	0	0	0	0	0
	Custodial institution (juvenile offender)	0	0	0	0	0
	Full Time Training	0	0	0	0	0
	ESFA funded work-based learning	0	0	0	0	0
	Other training (for example, non-ESFA funded private training organisations)	0	0	0	0	0
	DWP training and support programme	0	0	0	0	0
	Traineeship	0	0	0	0	0
	Supported Internship	0	0	0	0	0
	Apprenticeship	0	0	0	0	0
	Apprenticeship	0	0	0	0	0
	Employment combined with training	0	0	0	0	0
	Full time employment with study (regulated qualification)	0	0	0	0	0
	Self-employment with study (regulated qualification)	0	0	0	0	0
	Working not for reward with study (regulated qualification)	0	0	0	0	0
WORKING TOWARDS	Working towards participation	0	0	0	0	0
	Re-engagement activities	0	0	0	0	0
	Start date agreed (RPA compliant)	0	0	0	0	0
TEMPORARY BREAK FROM LEARNING	Temporary break from learning	0	0	0	0	0
	Supporting family - teenage parents	0	0	0	0	0
	Illness	0	0	0	0	0
	Pregnancy	0	0	0	0	0
NOT PARTICIPATING	Employment without training (Total)	0	0	0	0	0
	Employment without training	0	0	0	0	0
	Employment with training (other)	0	0	0	0	0
	Temporary employment	0	0	0	0	0
	Self-employment	0	0	0	0	0
	Not settled (active in the labour market)	0	0	0	0	0
	Part time education	0	0	0	0	0
	Part time employment	0	0	0	0	0
	Start date agreed (other)	0	0	0	0	0
	Working not for reward	0	0	0	0	0
	Not ready for work or learning	0	0	0	0	0
	Seeking employment, education or training	0	0	0	0	0
	Not settled (not active in the labour market)	0	0	0	0	0
	Not available - young carer	0	0	0	0	0
	Not available on religious grounds	0	0	0	0	0
	Unlikely ever to be economically active	0	0	0	0	0
	Not available - other reason	0	0	0	0	0
	Current activity not established	0	0	0	0	0
	Current Situation Not Known	0	0	0	0	0
	Cannot be contacted - no current address	0	0	0	0	0
	Refused to disclose activity	0	0	0	0	0
Other	Custody (young adult offender)	0	0	0	0	0
	Survey-TOTAL	0	1	0	0	1

Annual Activity Survey 2023 - School Year 11 Guarantee - Others

	Item	Chinese	Any Other Ethnic Group	Refused	Information Not Obtained	OTHERS TOTAL
MEETING THE DUTY TO PARTICIPATE	Full time education	1	1	1	3	6
	School sixth-form	0	0	0	0	0
	Sixth-form college	0	0	1	1	2
	Further education	1	1	0	2	4
	Higher education	0	0	0	0	0
	Gap year students	0	0	0	0	0
	Other post-16 education	0	0	0	0	0
	Special Post-16 Institution	0	0	0	0	0
	Custodial institution (juvenile offender)	0	0	0	0	0
	Full Time Training	0	0	0	0	0
	ESFA funded work-based learning	0	0	0	0	0
	Other training (for example, non-ESFA funded private training organisations)	0	0	0	0	0
	DWP training and support programme	0	0	0	0	0
	Traineeship	0	0	0	0	0
	Supported Internship	0	0	0	0	0
	Apprenticeship	0	0	0	1	1
	Apprenticeship	0	0	0	1	1
	Employment combined with training	0	0	0	0	0
	Full time employment with study (regulated qualification)	0	0	0	0	0
	Self-employment with study (regulated qualification)	0	0	0	0	0
	Working not for reward with study (regulated qualification)	0	0	0	0	0
WORKING TOWARDS	Working towards participation	0	0	0	0	0
	Re-engagement activities	0	0	0	0	0
	Start date agreed (RPA compliant)	0	0	0	0	0
TEMPORARY BREAK FROM LEARNING	Temporary break from learning	0	0	0	0	0
	Supporting family - teenage parents	0	0	0	0	0
	Illness	0	0	0	0	0
	Pregnancy	0	0	0	0	0
NOT PARTICIPATING	Employment without training (Total)	0	0	0	0	0
	Employment without training	0	0	0	0	0
	Employment with training (other)	0	0	0	0	0
	Temporary employment	0	0	0	0	0
	Self-employment	0	0	0	0	0
	Not settled (active in the labour market)	0	0	0	0	0
	Part time education	0	0	0	0	0
	Part time employment	0	0	0	0	0
	Start date agreed (other)	0	0	0	0	0
	Working not for reward	0	0	0	0	0
	Not ready for work or learning	0	0	0	0	0
	Seeking employment, education or training	0	0	0	0	0
	Not settled (not active in the labour market)	0	0	0	0	0
	Not available - young carer	0	0	0	0	0
	Not available on religious grounds	0	0	0	0	0
	Unlikely ever to be economically active	0	0	0	0	0
	Not available - other reason	0	0	0	0	0
	Current activity not established	0	0	0	0	0
	Current Situation Not Known	0	0	0	0	0
	Cannot be contacted - no current address	0	0	0	0	0
	Refused to disclose activity	0	0	0	0	0
Other	Custody (young adult offender)	0	0	0	0	0
	Survey-TOTAL	1	1	1	4	7

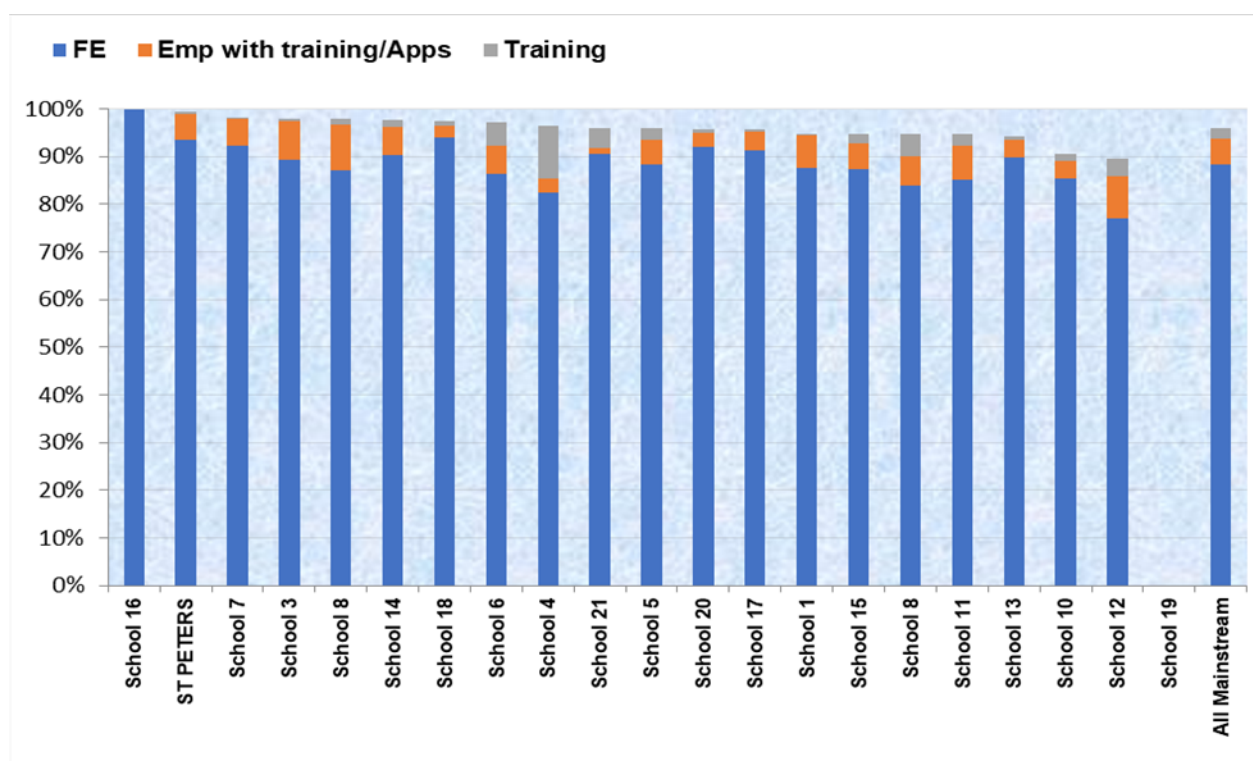
Annual Activity Survey 2023 - School Year 11 - Courses - FE Providers

Item	SEND	Gender			Total
		Male	Female	Not Known	
Within full time education, leading to - (TOTAL)	4	107	83	0	190
GCE A or AS or A2 level	2	65	42	0	107
Level 3 Course	0	0	0	0	0
Level 2 Course	0	0	0	0	0
Level 1 Course	0	0	0	0	0
NVQ Level 3 or equivalent	0	18	17	0	35
NVQ Level 2 or equivalent	0	6	6	0	12
NVQ Level 1 or equivalent	0	3	1	0	4
GCSE course(s)	0	0	0	0	0
Other courses followed in full time education	2	15	17	0	32
Continuation of a two year course	0	0	0	0	0
Higher Education qualification	0	0	0	0	0
Gap Year	0	0	0	0	0

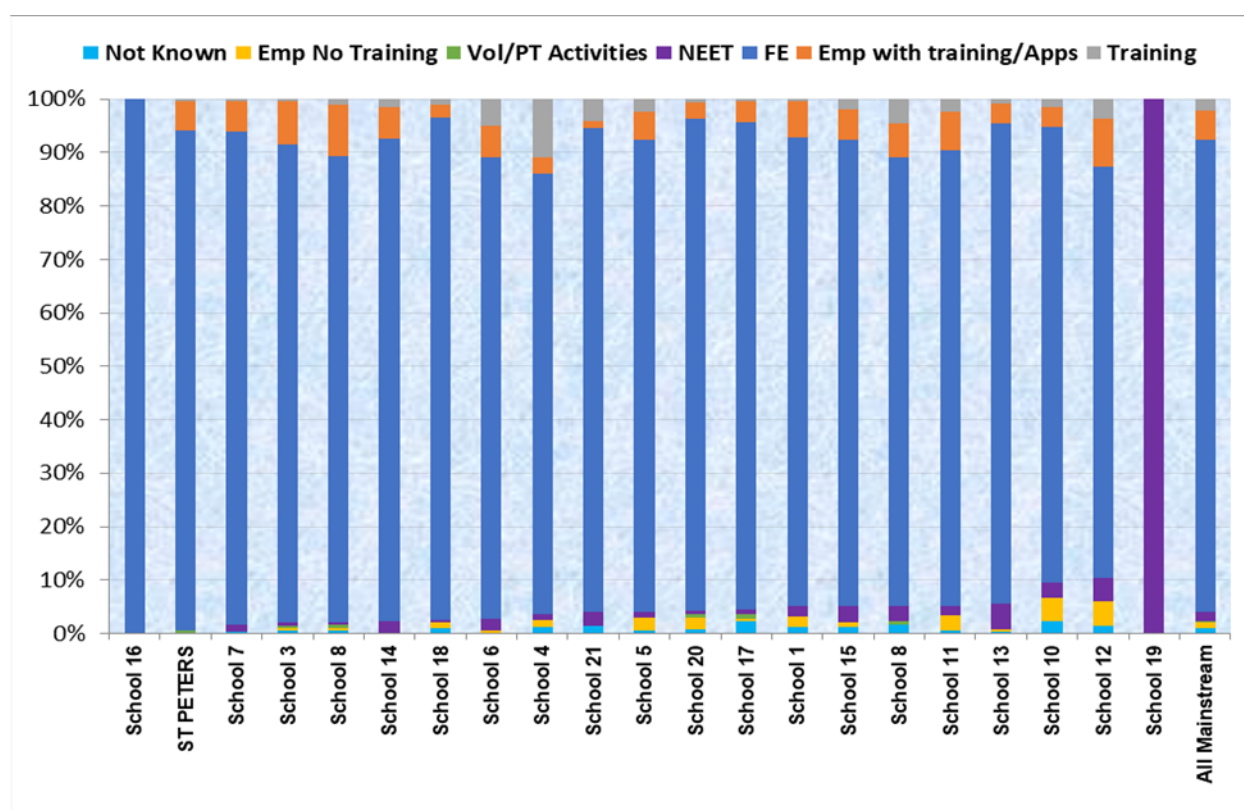


Activity Survey 2023

Participation - All Mainstream Schools



Destination Type - All Mainstream Schools



Activity Survey - 2023 Leavers - Destinations 2023

2022 Destinations	2023							
	Not Known	Employment No Training	Voluntary/PT Activities	NEET	FE	Employment with Training/Apprenticeships	Training	Grand Total
Not Known								0
Employment No Training								0
Voluntary/PT Activities								0
NEET								0
FE	49	1	2	2	121	7	2	184
Emp With Training/Apps	5					12		17
Training	1	1			1		1	4
Grand Total	55	2	2	2	122	19	3	205

Destination Type	AS 2022 Destination	Destinations 2023
Not Known	0.0%	26.83%
Emp No Training	0.0%	1.0%
Vol/PT	0.0%	1.0%
NEET	0.0%	1.0%
FE	89.8%	59.5%
Emp With Training/Apps	8.3%	9.3%
Training	2.0%	1.5%
Participation	100.0%	70.2%

