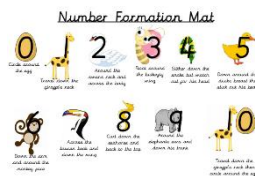



Daisy

Weekly Maths Tasks (aim to do one a day)

- Watch a Numberblocks clip each day at: [BBC](#) or [CBeebies](#). Use this guide [here](#) to give you ideas on what to do with your children whilst watching an episode.
- Count, match and order numbers to 10, use this [ladybird game](#) to help you.
- Sing shape and number songs to practise recognising, counting, reciting numbers in order, one more, one less using number songs: There was [2D shape song](#), [counting backwards from 20](#) etc..
- Write out the digits 0 – 10 - try writing them with different materials such as chalk, writing on leaves, with a paint brush, using feathers in the sand etc.
- Using the numbers can you write your own addition and subtraction number sentences?



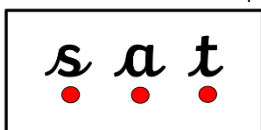
Weekly Reading Task (aim to do one a day)

- Read various story books at home together. Discuss key characters, settings and story plots. Can you find any stories about minibeasts?
- With your child look at various books/newspapers/magazines. Can you find any Phonics sounds in there? Are there any sounds the children do not know yet?
- Children should read to parents daily. Visit Oxford Owl for free eBooks that link to your child's book band (lilac or pink). You can create a [free account](#).
- Scroll down to find a phase 2 sound mat. The children are learning how to blend to read and segment to write these sounds. We also regularly complete [Phase 1 activities](#) to support the children's skills to listen for the sounds.
- Can your children recognise these sounds? Can you play a game of splat the sound?



Weekly Phonics/Spelling Tasks (aim to do one a day)

- Sing Nursery Rhymes and songs together. Add in actions and change the words. You can find an A-Z of [Nursery Rhymes here](#).
- Sing the 'Silly Soup' song together. Can children think of different rhyming words to add in? Which one is the odd one out?
- Daily phonics - Practise the sounds your child is working on and blend words (using the phase 2 sound mat). This can be oral blending (e.g. spoken out loud c-a-t) or written if appropriate.
- Use 'sound buttons' to blend to read CVC words e.g. sat, tap, pin and 'Choppy the Robot' to chop up the CVC words to support writing them. What sound can you hear first? What is next? What sound can you hear at the end?
- Play name the Alien. Children to draw 5 aliens. Can you make up names for your aliens? For example Zeg, Tek. Which sounds are you going to use for your aliens?
- If you feel that your child is secure in this sounds you can use [Obb and Bob](#) interactive Phonics Play games to support them in the next phase.



Weekly Writing Tasks (Aim to do 1 per day)

- Practise name writing. Can they write their first name? Middle name? Surname? Can they write the names of other family members?
- Practise forming the letters of the alphabet. Don't forget to start on the line (pre-cursive writing). Each of our letters always starts on the line. The children will know [pre-cursive writing](#).
- Ask your child to write out the tricky words they are working on at the moment (I, no, to, the, go, into) on post-it notes. Hide these around the house e.g. in the cereal cupboard, in shoes etc. As the children find them can they read the word? Can they use the word in a sentence?
- Can you research different celebrations? What do we celebrate in England? (e.g. Birthdays, Christmas, Weddings etc...)
- Take part in a [dough disco here](#). Using play dough children move their fingers to develop their fine motor skills and strengthen their fingers.

Learning Projects (to be done throughout the week)

- Can you plan a birthday party for Monty the Monster? It is his birthday next week but he has no plans! What will you need at his party?
- Can you take on the role of the teacher and teach your family all of the sounds, and tricky words we have learnt so far. Can you play splat the sound/sound bingo with them? Write down the tricky words on lots of post it notes. Hide them around the house, set a timer. Can you find all of the hidden tricky words in 1 minute? Can you read aloud the ones you found?
- Use play dough to make your family members- Use ready made play dough or make your own using this recipe: ◦ 2 cups of plain flour, one cup of salt, a tablespoon of oil, a cup of water (add gradually), a couple of drops of food colouring (optional), a teaspoon of cream of tartar (optional, but it will last longer).
- Count lots of different objects that are in the house. Play counting games – can you count how many claps I do? Can you count how many stomps?
- Can you make your own book mark? Can you recreate the front cover of your favourite story book? Which character are you going to have on the front cover?
- Can you go and find your favourite story book? Let's read it together. What was your favourite part of the story? Who is your favourite character? Why is this your favourite story? Can you re-tell the story together and draw a story-map of the story?



Additional Learning

[Classroom Secrets Learning Packs](#) - These packs are split into different year groups and include activities linked to reading, writing, maths and practical ideas you can do around the home.

[Top Marks](#) – This website has a wide range of educational games and activities for children.

[Oxford Owls](#) – Create a free account to access a huge variety of eBooks to read with your child.

[Phonics Play](#) – This website has access to free online games to support the children in retaining the phonics sound and practicing the skills of blending to read and segmenting to write.

[Teach Your Monster to Read](#) – This website has a variety of songs to support the children in hearing items that begin with the sound they are learning. Can the children put these items into a sentence? Can they think of anything else that begins with the same sound?

Mathematics

In Mathematics the children will continue to learn a mastery approach to Maths. Including shape, patterns and number knowledge. The children will practise one more and one less than a given number. They will also look at adding and subtracting single and double digit numbers. We are also going to focus on problem solving.

Communication and Language

This half term we will be recapping the sounds we have learnt in Phase 3 and continuing to embed our Phonics knowledge within our independent writing. We will also continue to learn new tricky words.

We will be also looking at languages that are used in other countries and learning how to say hello to our friends in these languages. Throughout the half term we will continue to build our sentence and extend them using words such as 'and' and 'because'.

Expressive Arts and Design

Throughout the half term, we will explore different colours and materials, create with a purpose in mind and continue to explore patterns. The children will take on the role of inspirational people from different countries to express emotions and use their imagination to act out different celebrations.

Physical Development

The children will continue to practise fastening buttons, zips and putting on their own shoes.

The children always have lots of opportunities each day to practise their gross motor skills such as: throwing and catching, jumping, as well as practising their fine motor skills such as using playdough, tweezers, threading and ensuring they are grasping their pencil correctly to support their writing.

This half term we will be learning all about celebrations in England, China, India and Poland.

RE

We will explore how different countries celebrate different life events. The children will have continuous opportunities to recreate and act out different events. We will also look at the similarities and differences between how the countries celebrate.

Understanding the World

Over the half term the children will learn all about what happens during Spring. They will also look at animals around the world, nature and the environment. Together, Nursery and Reception are going to create our own vegetable garden. The children will learn how to look after the vegetable garden and have continuous opportunities to observe growth.

Memorable Moments


The children will explore different tastes and textures through trying new foods from around the world. We will also create our piece of artwork using different materials relating to the countries we are focussing on.

The children will also take part in experiencing our own festivals and celebrations.

PSED

Over the half term we will settle the children back into the normal routines of the school day. The children will continue to practise general hygiene and ensure they are using resources and equipment safely within the classroom. The children will also have continuous opportunities to share their thoughts and feelings with friends during regular circle times.

My Phase 2 Sound Mat



Number Formation Mat

