




English Week 1: Lesson 3





L.O. Identify, understand and select verbs to complete sentences.

Verbs are action words – the things we do, eg walk, talk, stick, make.
The sentences in instructions are very bossy – they are commands which tell the reader what to do.

Example: The verbs in these instructions have been highlighted. They are cut, stick, decorate, give.

	1. Cut out a long, thin strip of card.
	2. Stick the ends of the card together with some glue. This will make the shape of your bracelet.
	3. Decorate with stickers, coloured pom poms, and anything else you would like to use.
	4. Give to a friend.

Task 1: Underline/circle the verbs in these instructions.

	1. Tip the porridge oats into a saucepan.
	2. Add in the milk and water.
	3. Simmer for 4-5 minutes. 4. Stir regularly so the mixture <u>doesn't</u> stick to the bottom of the pan.
	5. Pour into bowls and spoon on your favourite topping.

English Week1: Lesson 3

L.O. Identify, understand and select verbs.

Task 2: Colour in all the verbs which mean the same as the one in the middle.

slice		touch
	cut	
move		chop

	position	
place	put	do
	set	

	tip	
cover	pour	drizzle
	drip	

wipe		smooth
	spread	
stroke		push

Extra Task: Write some sentences using some of these verbs eg Place the cheese on top of the bread.