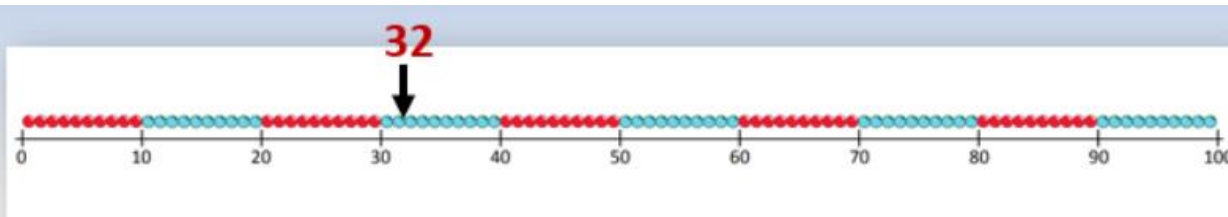


Year 3 Home Learning – Week One – Day Three

LO: To round numbers

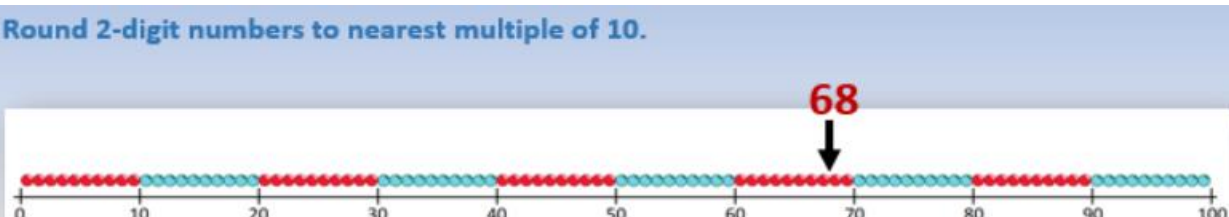


32

Where would 32 go on this line?
Is it **nearer** to 30 or 40?

To **round** 32 to the nearest 10 we round it 'down' to 30 because that's the closest multiple of 10.

If we were adding the prices of lots of toys, and just needed to know roughly how much the whole lot would be, we could **round** each price to the nearest £10 and then add them.



68

Where would 68 go on this line?
Is it nearer to 60 or 70?

To **round** 68 to the nearest 10 we round it 'up' to 70 because that's the closest multiple of 10.

Remember... 0, 1, 2, 3, and 4 all round down

5, 6, 7, 8, and 9 all round up

Try these... Round them to the nearest whole 10.

1) 34

2) 52

3) 66

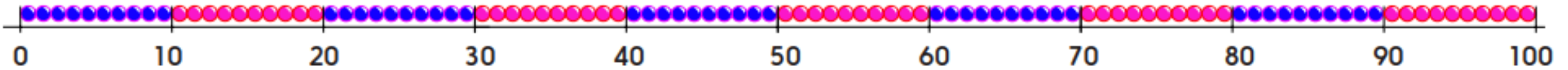
4) 45

5) 78

6) 97

Year 3 Home Learning – Week One – Day Three

Example – 56 is between **50** and **60**. 56 round to **60**.



Choose a number to write in each box.

<input type="text"/>	is between 30 and 40.	<input type="text"/>	rounds to	<input type="text"/>	<input type="text"/>	is between 60 and 70.	<input type="text"/>	rounds to	<input type="text"/>
<input type="text"/>	is between 20 and 30.	<input type="text"/>	rounds to	<input type="text"/>	<input type="text"/>	is between 10 and 20.	<input type="text"/>	rounds to	<input type="text"/>
<input type="text"/>	is between 40 and 50.	<input type="text"/>	rounds to	<input type="text"/>	<input type="text"/>	is between 70 and 80.	<input type="text"/>	rounds to	<input type="text"/>
<input type="text"/>	is between 90 and 100.	<input type="text"/>	rounds to	<input type="text"/>	<input type="text"/>	is between 50 and 60.	<input type="text"/>	rounds to	<input type="text"/>
<input type="text"/>	is between 80 and 90.	<input type="text"/>	rounds to	<input type="text"/>	<input type="text"/>	is between 0 and 10.	<input type="text"/>	rounds to	<input type="text"/>