

Reception Home Learning Maths Activity 3

Pointers for Parents

- Cross out the number of objects to be taken away to find the answer.
- Get some counters to demonstrate how to find the answer.
- Encourage using your fingers as they are always handy!



LO: Understand the concept of subtraction by removing one amount from within another



Under the Sea Subtraction up to 10

| | |
|-----------|--|
| - 5 = | |
| - 1 = | |
| - 2 = | |
| - 6 = | |
| - 7 = | |

Challenge:

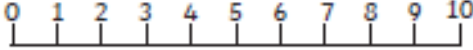



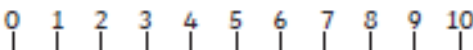

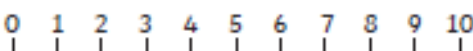

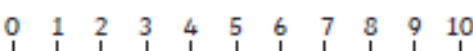

- ❖ Use the number line to mark the starting point and then count back the correct number of hops
- ❖ Can you calculate the subtraction mentally?

Reception Home Learning
Maths Activity 3

LO: Understand the concept of subtraction by removing
one amount from within another



Under the Sea Subtraction up to 10

| | |
|--|---|
| $8 - 3 =$  |  |
| $6 - 4 =$  |  |
| $7 - 6 =$  |  |
| $5 - 2 =$  |  |
| $10 - 3 =$  |  |

Pointers for Parents

• This is a more tricky activity that should only be completed by the children who are secure with taking away with physical objects first.

Challenge:

- ❖ Use the number line to mark the starting point and then count back the correct number of hops
- ❖ Can you calculate the subtraction mentally?