






# Year 2 Home Learning 18.05.20 – Maths Lesson 1

## LO – to tell the time (o'clock and half past)


Teaching children to tell the time is a tricky concept. It is something that needs constant practice. Your child may move through the lessons quickly or need a lot of practice in one area. Please teach them at the right pace and give lots of encouragement. Use the time at home to discuss clocks throughout the day.

Discuss what the long hand shows and what the short hand show.


Use these clocks below to practice.




9 o'clock



half past 3



5 o'clock



1 o'clock

What times do these clocks show? Draw hands to show the times.




\_\_\_\_\_



\_\_\_\_\_



\_\_\_\_\_



\_\_\_\_\_



\_\_\_\_\_



\_\_\_\_\_




\_\_\_\_\_




\_\_\_\_\_




half past 7



half past 8



10 o'clock




half past 12




11 o'clock



half past 4



half past 6



2 o'clock

If your child finds these easy, link to [24 hour clock](#), or a [digital clock](#).