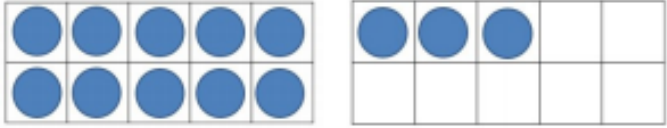
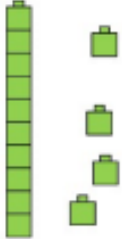

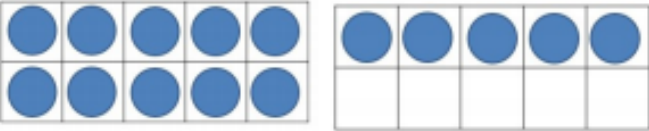
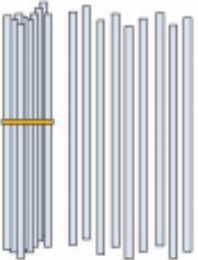
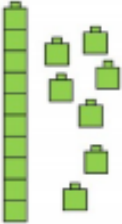


Lesson 4 : : Counting Items with a Group of Ten

Fill in the missing amounts, make sure to count the groups of tens and ones.

 <p style="text-align: center;">$10 + 3 = \underline{\quad}$</p>	 <p style="text-align: center;">$10 + \underline{\quad} = \underline{\quad}$</p>
 <p style="text-align: center;">$\underline{\quad} + 6 = \underline{\quad}$</p>	 <p style="text-align: center;">$\underline{\quad} + \underline{\quad} = \underline{\quad}$</p>
 <p style="text-align: center;">$\underline{\quad} + \underline{\quad} = \underline{\quad}$</p>	 <p style="text-align: center;">$\underline{\quad} + \underline{\quad} = \underline{\quad}$</p>

Remind the children that the tens frame has 10 spaces.

1 bundle of straws has 10.

1 tower of cubes has 10.