


## The English Martyrs Catholic School and Sixth Form College


<u>Performing Arts Y11</u>	<u>Module 1</u>	<u>Module 2</u>	<u>Module 3</u>
<b><u>Topic Theme and Intent</u></b>	The purpose of this module is for learners to continue on component 2. They will develop their own performance piece and continue their log book.	The purpose of this module is for learners to start component 3.	The purpose of this module is for learners to continue component 3.
<b><u>Knowledge</u></b>	Students will: <ul style="list-style-type: none"> <li>Understand how they have improved from audit 1 on their personal performance.</li> <li>Record and analyse performance.</li> <li>Plan lighting, costume, music if applicable, props</li> </ul>	Students will: <ul style="list-style-type: none"> <li>Understand how to respond to a brief</li> <li>Select and Develop skills and techniques</li> <li>Discussion of key requirements and parameters for the workshop performance</li> </ul>	Students will: <ul style="list-style-type: none"> <li>Evaluate the development process and outcome in response to a brief</li> <li>Reflect on the process</li> <li>Individual strengths and areas for improvement</li> </ul>
<b><u>Skills</u></b>	Students will: <ul style="list-style-type: none"> <li>Attend rehearsals for own performance and develop performance from feedback.</li> <li>Develop log book writing specific to their genre of performance.</li> </ul>	Students will: <ul style="list-style-type: none"> <li>Apply skills and techniques in a workshop performance</li> <li>Investigated and explored practically</li> <li>Development of ideas for the work</li> <li>Taking part in the rehearsal process, including individual preparation and group rehearsals</li> </ul>	Students will: <ul style="list-style-type: none"> <li>Skills and techniques of the individual performer</li> <li>Skills and techniques of the performers as a group</li> <li>The influence of selected practitioners</li> </ul>
<b><u>Literacy Links</u></b>	<p><b>Reading</b> – reading key words and subject specific vocabulary. Identifying the correct descriptions of performing arts vocabulary when reading exemplar log books.</p> <p><b>Writing</b> – writing key words and subject specific vocabulary correctly with log book entry.</p> <p><b>Oracy</b> – using the name of specific staging terms, analyse of others, understanding of lighting terminology to communicate with staff.</p>	<p><b>Reading</b> – reading key words and subject specific vocabulary. Identifying the correct descriptions of performing arts vocabulary when reading exemplar log books. Scripts and lyrics.</p> <p><b>Writing</b> – writing key words and subject specific vocabulary correctly with log book entry. Research into practitioners.</p> <p><b>Oracy</b> – using the name of specific staging terms, analyse of others, understanding of lighting terminology to communicate with staff.</p>	<p><b>Reading</b> – reading key words and subject specific vocabulary. Identifying the correct descriptions of performing arts vocabulary when reading exemplar log books. Scripts and lyrics.</p> <p><b>Writing</b> – writing key words and subject specific vocabulary correctly with log book entry. Research into practitioners.</p> <p><b>Oracy</b> – using the name of specific staging terms, analyse of others, understanding of lighting terminology to communicate with staff.</p>
<b><u>Essential Vocabulary</u></b>	Log book, audit, evaluate, development,	Target audience, performance space, planning and managing resources, running time, style of work, theme, issue, prop, time and space.	Energy, focus, commitment, research, skills, interpretative, collaborative, preparation, setting up, get out, communicating, creative intentions, demonstration.

### Disciplinary Reading

### Reading for Pleasure




Studying Musical Theatre



The Dancers' study Guide



A Doll's House



Death of A Salesman



The Crucible