




The English Martyrs Catholic School and Sixth Form College

<u>Art Textiles</u> <u>Year 10/11</u>	<u>Module 1</u>	<u>Module 2/3</u>
<u>Topic Theme and Intent</u>	All things nice – Students will be introduced to the course with this fundamental project. Student's will explore the formal elements within Art and design. Exploring a wide range of media, materials and techniques. They are also introduced to presentation and annotation that is applicable to achieve the assessment objectives.	INDEPENDENT PROJECT: - Pupils will be guided through how to create a personal textile body of work utilizing traditional drawing techniques and skills. Learning about proportions of the face. From this starting point students will then experience photography techniques and working with digital media. The Independent Project echos the format of the end of year 11 AQA GCSE examination.
<u>Knowledge</u>	Pupils will start to think creatively about form, pattern, texture and how to render textile pieces to a realistic and high degree. Pupils will also learn about a range of artists and how to record photographically to support independent work. Pupils will undertake a wide and varied journey including drawing, painting, printing, 3Dimensional work and photography. Pupils will be introduced to the creative possibilities of physical manipulation and mixed media techniques to support and enhance digital skills.	Pupils look at contemporary & past practice. Pupils develop personal ideas whilst using artists and photographers work as inspiration. Pupils will draw from previous drawing and rendering experience and build in photographic skills and knowledge to respond creatively and individually.
<u>Skills</u>	<ul style="list-style-type: none"> • AO1 – Developing Ideas • AO2 – Experimentation • AO3 – Record Ideas • AO4 – Present a personal response • Formative assessment of each strand. • Summative assessment of each strand on completion of the project 	<ul style="list-style-type: none"> • AO1 – Developing Ideas • AO2 – Experimentation • AO3 – Record Ideas • AO4 – Present a personal response • Formative assessment of each strand. • Summative assessment of each strand on completion of the project
<u>Literacy Links</u>	Reading skills: Students must undertake relevant in-depth research into appropriate sources to influence own artistic practice. Writing skills: •critical/contextual work, which could include written material such as journals, reviews, reflections and evaluations, annotations and historical background.	Reading skills: Students must undertake relevant in-depth research into appropriate sources to influence own artistic practice. Writing skills: •critical/contextual work, which could include written material such as journals, reviews, reflections and evaluations, annotations and historical background.
<u>Essential Vocabulary</u>	colour • line • shape. •form • tone • texture • shape • pattern • composition realism • simplification • scale • structure. Mixed media Detail Accuracy Pastiche. Experimental imagery.	colour • line • form • tone • texture • shape • pattern • composition • proportion • simplification • scale • structure. Mixed media Detail Accuracy Pastiche. Independent project.

Disciplinary Reading




AQA Art and Design Student Handbook


Reading for Pleasure



Banksy: The Man Behind the Wall



Women Artists and the Surrealist Movement



Earth from Above, Third Edition

The English Martyrs Catholic School and Sixth Form College

