




The English Martyrs Catholic School and Sixth Form College

<u>Art Year 8</u>	<u>Module 1</u>	<u>Module 2</u>	<u>Module 3</u>
<u>Topic Theme and Intent</u>	Students will explore Cubism . They will experiment with diverse and varied media through drawing and painting .	To explore the culture of Day of the Dead . Students will research the cultural aspect of this topic, experiment with appropriate artistic techniques and produce own Day of the Dead outcomes.	Students will explore contemporary art through the work of Jon Burgerman .
<u>Knowledge</u>	Cubism Art Movement Explore and discuss Cubism by artists Georges Braque, Pablo Picasso, Sonia Delaunay, Tarsila do Amaral · Research Sheet · Painting · Create a painting using collage techniques influenced by key Picasso and Braque paintings · In depth study: Cubist coloured pencil/watercolour painting · Understanding overlaying of line drawings to create Cubist image. · Designing a Cubist painting to explore this Art Movement · Observational drawings from different perspectives	<ul style="list-style-type: none"> • Drawing skills – theme Day of the Dead • Explore the work of Diego Rivera • Pattern creation- pen to create patterns, tones using flowers as Inspiration- create title page • Pencil and pen to create detailed designs for Day of the Dead mask. • Drawing task linked to culture of Day of the Dead • In depth study: Colour Blending using colouring pencils • Introduction to the use of colouring pencils, layering colours to create tonal qualities within patterns on mask. • Creating a ceramic 3-d relief tile painted using watercolour paints 	<ul style="list-style-type: none"> • Jon Burgerman – contemporary art • Explore the work of Jon Burgerman, Jean-Michel Basquiat, Beatrix Potter • Understanding the term Contemporary Art. • Making simple line drawings, creating characters, timed sessions. • Research sheet Jon Burgerman • Creating characters in Burgerman style • In depth study: Clay Character • Learn new vocabulary and techniques • Create a clay character
<u>Skills</u>	Students explore all formal elements within art and design identifying how they contribute to different artistic outcomes.	Students create Aboriginal art work responding to analysis and evaluation of past and present artists and crafts people.	Students build on drawing influence from the Day of the Dead movement towards more contemporary art to make personal and justified artistic responses.
<u>Literacy Links</u>	Reading – Students use sources and detailed information about artists Writing – Students self-assess, peer assess and recap knowledge in written forms Oracy – Students will discuss key features, artists, artwork, thoughts and opinions	Reading – Students engage in various primary and secondary sources. Writing – Students self-assess, peer assess and recap knowledge in written forms Oracy – Students will discuss key features, artists, artwork, thoughts and opinions	Reading – Students engage in various primary and secondary sources. Writing – Students self-assess, peer assess and recap knowledge in written forms Oracy – Students will discuss key features, artists, artwork, thoughts and opinions
<u>Essential Vocabulary</u>	Formal elements, Cubism, tone, pattern, detail, form, colour, line, scale, shape, proportion	Day of the Dead Art, Indigenous, Mexican, Culture, Symbols	Contemporary Art, Jon Burgerman, Keith Haring, line, shape, colour.


Disciplinary Reading




The Art Book Phaidon



Sketch your World



A Short Book About Drawing



The Story of Paintings a History of Art for Children

Reading for Pleasure