





The English Martyrs Catholic School and Sixth Form College

Art Year 9	Module 1	Module 2	Module 3
<u>Topic Theme and Intent</u>	Photography – Students will look at the work of David Bailey, John Stezaker, Annie Liebowitz and produce photographic collages inspired by their work. Drawing and painting – students will learn about portraiture and the proportions and features of the face. They will create their own portrait and integrate their own patterns inspired by the work of Gustav Klimt, Julian Opie, Mary Cassatt and Jenny Saville.	Art Textiles – Students will be introduced to basic art textile skills. They will study the work of Hundertwasser and produce work inspired by the artist. Students will produce a final collaged piece using felt and other materials and embellish it using basic running stitch	3D Design – Students will be introduced to 3D sculptors Claes Oldenburg and Rachel Whiteread. They will design a sculpture based around the theme of food. They will build a small prototype of their model using clay.
<u>Knowledge</u>	-Study the work of famous photographers -Learn about the work of some portrait artists from different eras and styles of portraiture. -Study the work of selected artists and work influence into own portraiture. -How ideas, feelings and meanings can be conveyed and interpreted in images and artefacts.	- Relevant materials, processes, technologies and resources. - Contemporary Artists - Art specific vocabulary and specialist terminology. - Understand the work of Hundertwasser.	-Relevant materials, processes, technologies and resources. - Contemporary artists - Understand the work of Claes Oldenburg and Rachel Whiteread. - How ideas, feelings and meanings can be conveyed and interpreted in images and artefacts.
<u>Skills</u>	-Learn about the proportions of the face and be able to position the features in the correct place when drawing. -Learn how to correctly draw the features of the face and apply shading. - Learn about the fundamentals of photography including light, exposure and composition	-Study the work of Hundertwasser and produce drawings in his style. - Link the work of Hundertwasser to Art textiles and produce work based on his art. - Use textiles materials such as felt and calico. - Learn basic textiles skills to embellish their work, including a simple running stitch.	-Students will learn 3D skills using clay and relevant tools. - Learn about 3D artists and sculptors and be able to relate the artist's work to their own. - Produce a page of thumbnail designs for their sculpture. -Produce a small sculpture of a piece of food that could be turned into a sculpture.
<u>Literacy Links</u>	Reading – Students use sources and detailed information about artists Writing – Students self-assess, peer assess and recap knowledge in written forms Oracy – Students will discuss key features, artists, artwork, thoughts and opinions	Reading – Students engage in various primary and secondary sources. Writing – Students self-assess, peer assess and recap knowledge in written forms Oracy – Students will discuss key features, artists, artwork, thoughts and opinions	Reading – Students engage in various primary and secondary sources. Writing – Students self-assess, peer assess and recap knowledge in written forms Oracy – Students will discuss key features, artists, artwork, thoughts and opinions
<u>Essential Vocabulary</u>	Proportion, face, draw, scale, pattern, selfie, watercolour, Klimt	Hundertwasser, mark making, running stitch, felt, colour, shape, pattern.	Shape, score, slip, stick, smooth, clay, clay tools, mould, refine, form, sculpture.


Disciplinary Reading




The Art Book Phaidon



The Story of Paintings a History of Art for Children



A Short Book About Drawing



Sketch your World

Reading for Pleasure

The English Martyrs Catholic School and Sixth Form College

