

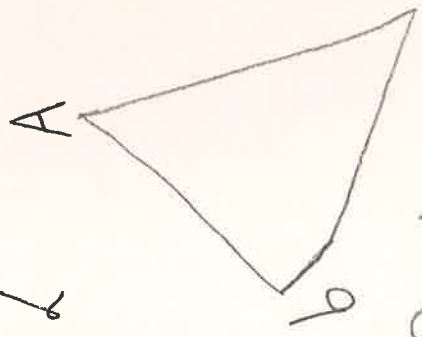


# AREA


of a Triangle

$$\text{Formula} - \frac{1}{2}bh$$


$$\frac{1}{2} \times \text{base} \times \text{height}$$



Scalene



Isosceles



Equilateral

# Triangles



Ellie R

