



# Welcome to the EYFS at The Manor

'The Early Years provision is judged as 'Good' .

Ofsted October 2022



# Welcome

- We are delighted to welcome you to our fantastic school
- We still feel it is important to give you as much information as possible to make you feel at ease.
- 

<https://www.themanor-school.co.uk/information-for-parents/reception-transition>



# Adults

We have a fantastic team working with your children in Caterpillars

Your **child's teacher - Mrs Cheeseman**

Your child's **teaching assistant- Mrs Knight**

Your child's **Higher Level Teaching Assistant (HLTA)- Mrs Wells**

**Headteacher – Mr. Park**

**Special educational needs coordinator SENDCO – Mrs. Brindley**

**Admin officer – Amy Evans**

**Deputy Headteacher– Mrs Prendergast**

**Class size – 29**

# A typical day

- Start of the day: finding our pegs and tidying things away
- Morning task
- Register
- Phonics
- Writing and explore time
- Playtime and snack
- Math and explore time
- Lunch
- Register and mindfulness
- Project or topic related work, afternoon time, readers, explore time
- Home time

Our timetable is very flexible to enable us to follow your child's interests and needs.

# EYFS The Early Years Foundation Stage

- 7 main areas of learning
- 17 Early Learning Goals – your child will be assessed against these at the end of the year
- 3 characteristics of learning – Playing and exploring, active learning and creating and finally thinking critically.
- Children will have the opportunity to learn through play and through adult led tasks.

## Learning in Early Years Foundation Stage

Children will explore these areas in many ways including, whole class teaching, small group work with an adult, independent work, and through playing with carefully selected activities. The children have opportunities to learn indoors and outdoors.

We do not make a difference between play and work as the children themselves do not see a difference.

The areas of development covered in the EYFS curriculum.

### Prime areas:

- Personal, Social & Emotional Development
- Physical Development
- Communication and Language

### Specific areas:

- Literacy
- Mathematics
- Understanding the World
- Expressive Arts





# Reading



## Teaching reading: Reading practice sessions three times a week

- We teach children to read through reading practice sessions three times a week. These:
  - are taught by a fully trained adult to small groups
  - use books matched to the children's secure phonic knowledge using the *Little Wandle Letters and Sounds Revised*
  - are monitored by the class teacher, who rotates and works with each group on a regular basis.
- Each reading practice session has a clear focus, so that the demands of the session do not overload the children's working memory. The reading practice sessions have been designed to focus on three key reading skills:
  - decoding
  - prosody: teaching children to read with understanding and expression
  - comprehension: teaching children to understand the text.
- In Reception these sessions start in Week 4. Children who are not yet decoding have daily additional blending practice in small groups, so that they quickly learn to blend and can begin to read books.






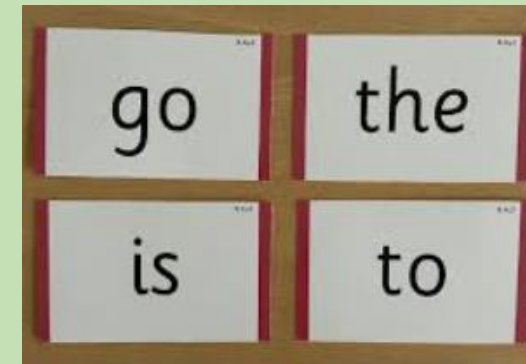


# Reading at home



## Home reading

- The decodable reading practice book is taken home to ensure success is shared with the family.
  - Reading for pleasure books also go home for parents to share and read to children.
  - We use the [Little Wandle Letters and Sounds Revised parents' resources](https://www.littlewandlelettersandsounds.org.uk/resources/for-parents/) to engage our families and share information about phonics, the benefits of sharing books, how children learn to blend and other aspects of our provision, both online and through workshops.



<https://www.littlewandlelettersandsounds.org.uk/resources/for-parents/>

# Home visits



Informal chat about your child , what they like to do , favourite colour , any allergies etc.

Important for your child to see the adults in a familiar environment to make home and school connections

The home visits will be on the Tuesday 9<sup>th</sup> July 2024



# Induction days- Before September



Your child is invited for three induction sessions to help them get used to their new classroom, classmates and the new school staff. These sessions will run from

**9am-11.30am on :**

**Tuesday 2<sup>nd</sup> July 2024**

**Wednesday 17<sup>th</sup> July 2024**



# Starting school



## Autumn Term 2024

### Week Beginning 2nd September 2024

- We will invite you and your child into school for a personal appointment with your child's class teacher and teaching assistant. These appointments will last around 15 minutes.

### Week Beginning 9th September 2024

- The children will then have a week of mornings only at school. The children will need to be dropped off at 8.45am and will be picked up at 12.15pm.

### Week Beginning 16<sup>th</sup> September 2024

- The children will then have a week of morning and have their lunch at school. The children will need to be dropped off at 8.45am and will be picked up at 1.00pm.

### Week Beginning 23rd September 2024

On Monday 23<sup>rd</sup> September 2024 all children will be in school full time unless otherwise agreed.



# Arriving and leaving school



- School gates will be open by 8:40am and your teacher will be outside ready to greet you.
- Two entrances for parents to the school
- You can come in through the school gates by the field and walk straight to your classroom.
- School finishes at 3:15pm and children should be collected from the entrance to the Caterpillar class. Children will be waiting by the classroom gates and will not be allowed to leave until their adult has been identified.
- If another adult is picking up your child we will need to be notified in advance and we will not allow your child to leave with anyone unless we have been notified by you first.

# What does my child need to bring to school?



- Named water bottle with fresh water
- Correct school uniform (please see website)
- Named PE kit
- Named spare clothes incase of any accidents
- Named wellies
- Appropriate clothing to suit the weather e.g a waterproof coat for winter and a sun hat for summer.

# School uniform

## The Manor School uniform consists of:

- A white polo shirt.
- A purple sweatshirt.
- Grey or black Trousers, shorts, skirts, or dresses.
- Purple checked summer dresses.
- Sensible black footwear.
- Grey, black, or white socks or tights.

## PE Kit

PE kits should be brought in a suitable named bag. Please label all clothing with your child's name. The PE kit consists of:

- A yellow t-shirt (with or without a logo).
- Black shorts.
- A dark tracksuit in winter.
- Daps or trainers.

## Melksham

Melksham store is closed on Wednesdays.

Sportsbug Limited  
13 Bank Street  
Melksham, Wiltshire  
SN12 6LE

Tel: 01225 700415

## Our Opening Hours:

Monday to Friday 9.30am-4.30pm

Closed Wednesdays

Saturday 9.30am-4pm





# Other Information



Lunches

Free school meals/ pupil premium

Milk

Breakfast Club

Dojo/ communication

PTA





# Preparing your child for school



- Getting them in a good routine of going to bed at a reasonable time and getting up on time – remember a 5 year old needs about 11 hours of sleep!
- Making sure you allow plenty of time for them to eat breakfast and get dressed independently, letting them do it themselves will be great preparation for school.
- Some children may need a little practice toileting independently over the summer before they start school.
- Start to introduce some of the food/meals on our menu to your child as unfamiliar food can be unsettling for children and equally distressing for parents if your child is reluctant to eat at school.
- Most importantly always talk about the move to school positively, do not let your child see any worries you may have

# How can I help my child at home?



Environmental awareness shops, local area



Cooking




Counting songs



Walks



Toileting independently



Arts and crafts, junk modelling .



Outdoor play



Bedtime stories



# Things to expect:

- We ask that you read with your child daily
- Please practice the keywords and sounds that we will send home with your child
- Please attend Parents Evenings
- Communication with your teacher via dojo we are happy to arrange appointments if there is something you need to discuss that may take a little longer than a minute or so.

Finally...



Starting school is a huge deal for your children.

Please let us know if there is anything we can do to help the process run smoothly.

I am very much looking forward to meeting all your children during our home visits and stay and play visits.