





















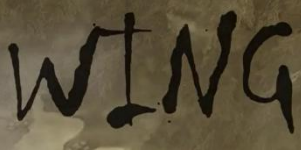















Writing Long term plan 2025-2026













EYFS – Cycle A						
Autumn 1		Autumn 2	Spring 1	Spring 2	Summer 1	Summer 2
						
Writing Outcomes and Purpose						
N	Use story images for pupils to join in with key events and phrases in a retelling of the story	To draw a picture of a snowman and ask them to draw or mark make to represent what they need to decorate their snowman.	To plan a birthday party and write invitations/ birthday cards	To draw/make a crocodile and be able to describe some of its features to a familiar adult.	To create a pirate ship and interact with their peers to role play parts of the story. This may involve relevant mark making.	To sequence images depicting key events in the story and use the images to retell the basic storyline
R	Oral retelling of story. Draw images and write labels to represent the story.	To draw and label a plan to build a snowman including things that they will need to decorate the snowman at the end.	To write own retelling of the story.	To create a story map of the journey and write labels/caption s/sentences describing the crocodile.	To write a letter from the point of view of Tom to his mother, describing what he has learned about pirate ships	To rewrite a story













EYFS – Cycle B						
Autumn 1		Autumn 2	Spring 1	Spring 2	Summer 1	Summer 2
						
Writing Outcomes and Purpose						
N	To use images for pupils to join in with key events and phrases in a retelling of the story. Some pupils may choose to draw/mark make some of the story.	A representation of a favourite character in the story. Able to say which character it is and express some information about the character.	To draw/make a bus and be able to talk about where the Naughty Bus went.	To draw / paint / make an imaginary dinosaur individually or in a small group. To be able to contribute orally to a short story about their dinosaur.	To draw/paint /make a fish individually or in a small group. To be able to contribute orally to a short story about their fish.	To sequence images depicting key events in the story and use the images to retell the basic storyline.
R	To depict the main events of the story using 3 images. Pupils to mark make next to each image explaining what is happening.	To label a plan and attempt to write a simple caption.	To create a new journey for the Naughty Bus by creating a story map and writing captions/sentences describing the journey of the bus.	To rewrite the story.	To rewrite the story.	To rewrite the story.








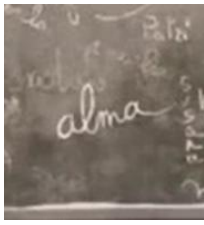




Year 1					
A	B	C	D	E	F
 	 	 	 	 	 
Writing Outcomes and Purpose					
<p>Fiction: write a story based on the text with a new animal</p> <p>Literacy Shed: Narrative</p>	<p>Recount: write a diary entry based on Nibbles' adventures</p> <p>Literacy Shed: Retell</p>	<p>Fiction: write a journey story</p> <p>Literacy Shed: Description of problem</p>	<p>Fiction: write own version of the story</p>	<p>Non-fiction: write information about sea animals</p> <p>Literacy Shed: diary entry.</p>	<p>Fiction: write a traditional story with a new character</p>

Year 2					
A	B	C	D	E	F
					
	<p>The Bear and the Hare</p> 				
Writing Outcomes and Purpose					
Recount: diary entry	Non-chronological report about owls	Fiction: adventure focus	Recount: diary entry	Letter: letter in role	Fiction: moral focus
Literacy Shed: Narrative	Literacy Shed: Explanation	Literacy Shed: Description	Literacy Shed: Diary	Literacy Shed: Letter	Literacy Shed: Story

Year 3					
A	B	C	D	E	F
 	 	 	 	 	 
Writing Outcomes and Purpose					
<p>Recount: write a letter in role recounting events of the story</p> <p>Literacy Shed: Retell</p>	<p>Fiction: write a fantasy story based on a fable</p> <p>Literacy Shed: Story</p>	<p>Recount: write a fossil journal</p> <p>Literacy Shed: Dialogue / retell</p>	<p>Fiction: rewrite the story in third person with dialogue</p> <p>Literacy Shed: Diary</p>	<p>Fiction: write an adventure story based on <i>Journey</i></p> <p>Literacy Shed: dialogue / retell</p>	<p>Persuasion: write a tourism leaflet for the <i>Jardin des Plantes</i> in Paris</p> <p>Non-fiction: write a guide</p>

Year 4					
A	B	C	D	E	F
     	 			 	
Writing Outcomes and Purpose					
<p>Fiction: write a fantasy story based on <i>Gorilla</i></p> <p>Literacy Shed: Story/ speech</p>	<p>Recount: write a diary from Leon's point of view</p> <p>Literacy Shed: Retell</p>	<p>Fiction: write a historical narrative from character's point of view</p> <p>Literacy Shed: Diary recount</p>	<p>Fiction: write a narrative from the character's point of view</p> <p>Literacy Shed: Explanation</p>	<p>Non-fiction: write an information board</p> <p>Literacy Shed: explanation</p>	<p>Explanation: write a letter in role as a caving expert, including an explanation</p> <p>Fiction: write a playscript for a part of the story</p>

Year 5					
A	B	C	D	E	F
 <p>CHRIS VAN ALLSBURG</p> <p>The Hobbit</p> 	 <p>Carol Ann Duffy & Jane Rigby</p> 	 <p>JEANNE MARIE PERLE</p> 	 <p>MALALA YOUSAFZAI Illustrated by KERASCOET</p> <p>The Blitz</p> 	 <p>KATE MESSNER</p>  <p>TABULA RASA</p>	 <p>PAUL GERAGHTY</p> <p>The Hunter</p>  <p>Bold and Brave Women FROM SHAKESPEARE Illustrated by BECCA STADYLANDER</p>
Writing Outcomes and Purpose					
<p>Recount: write a series of diary entries</p> <p>Literacy Shed: Write in the role of Bilbo</p>	<p>Fiction: write a traditional tale with an alternative ending</p> <p>Literacy Shed: Retell</p>	<p>Fiction: write a myth, creating characters and settings</p> <p>Literacy Shed: Diary</p>	<p>Recount: write an autobiography</p> <p>Literacy Shed: Setting description</p>	<p>Persuasion/information: write an information leaflet</p> <p>Literacy Shed: Diary</p>	<p>Fiction: Narrative</p> <p>Recount: write and perform a soliloquy</p>

Year 6					
A	B	C	D	E	F
 	 Christmas Truce 	 	 	 Catch a lot 	 
Writing Outcomes and Purpose					
Recount: write a series of diary entries Fiction: flashback story Information text Literacy Shed: Story	Non-fiction: Information and explanation text. Literacy Shed: Retell	Fiction: retell a classic narrative from a character's point of view & Explanation Literacy Shed: narrative – character point of view	Recount: write a journal entry from the expedition Literacy Shed: Description – personification, metaphors and similes	Fiction: Retell. Literacy Shed: retell.	Fiction: Story Literacy Shed: description