






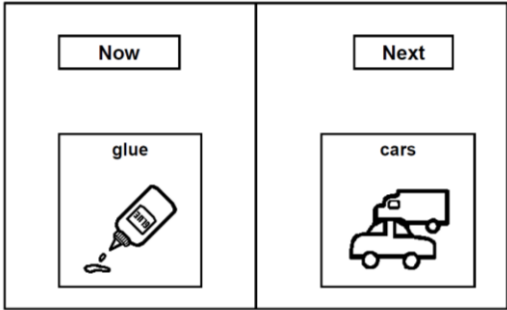




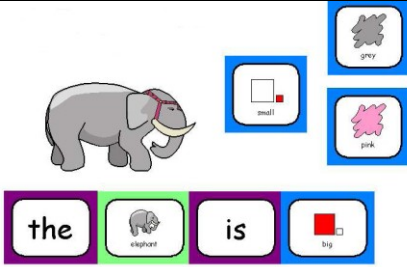







**Communication systems used in Meadows:**




ICON	LABEL
	<p>Aided-language displays</p>
<p>VI TEAM TO SUPPLY IMAGE</p>	<p>Braille</p>
	<p>Communication books - ACE Centre and PODD</p>
	<p>Communication passport</p>
<p><u>Information Carrying Words</u></p> <p>Where is the <u>Big red car?</u> Give me the <u>apple</u></p> <p>Put the <u>blue pencil</u> on the <u>table</u></p> <p>Give me the <u>purple crayon</u></p> <p>Where is the <u>dirty pig?</u></p>	<p>Information carrying words – Derbyshire Language Scheme</p>

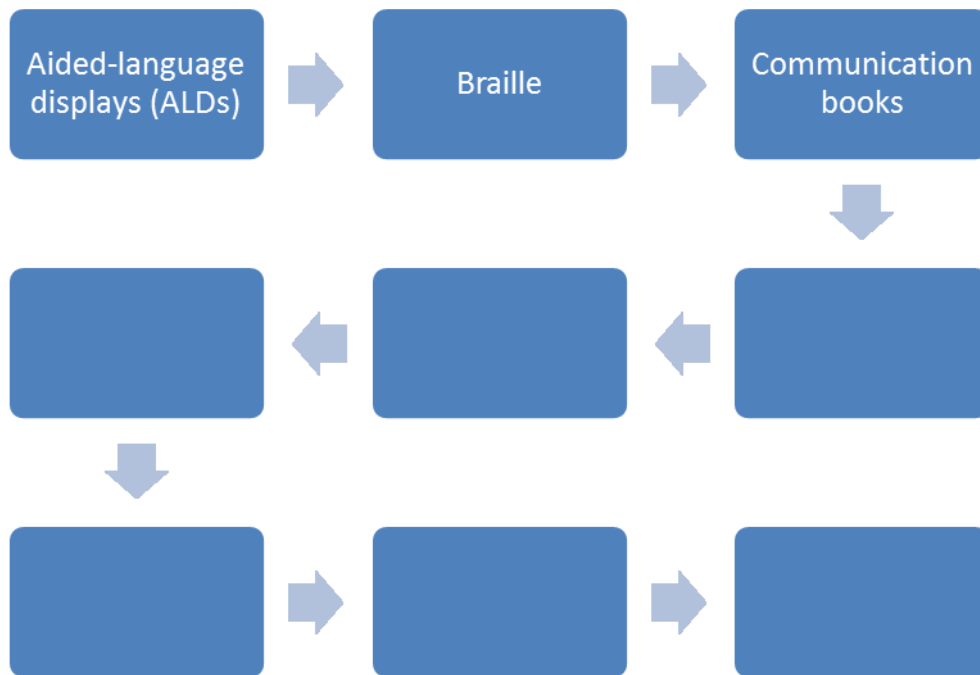
	<p>Eye gaze – Tobii, L2T, and E-tran</p>
	<p>Intensive Interaction</p>
	<p>Lego therapy</p>
	<p>Makaton signing</p>
<p>VI TEAM TO SUPPLY IMAGE</p>	<p>Moon</p>
<p>IMAGE TO FOLLOW LATER</p>	<p>Multi-sensory Referencing – auditory, touch and olfactory cues</p>
	<p>'Now and Next' boards</p>
<p>IMAGE TO FOLLOW LATER</p>	<p>Objects of Reference</p>

	<p>PECS (Picture Exchange Communication System)</p>
	<p>Social skills – TalkAbout / SULP</p>
	<p>Social Stories</p>
	<p>Switches</p>
	<p>Symbols – keyrings, environment, software: CiP, SymWriter and Grid3 / writing sentences with symbolised text</p>

	<p>Symbols2Write (Widgit apps)</p>
	<p>Talking Mats</p>
	<p>Task schedules</p>
	<p>TaSSeLs (Tactile Signing for Sensory Learners)</p>
	<p>Visual timetables</p>

**Eating and drinking difficulties:**

	<p>Assessment - How we assess / what we do / who we work with.</p>
	<p>Modifications</p>
	<p>Equipment</p>



What it is?

Why do we use this?

How can it help our students?

Useful links – further information and video

Free resources and downloads