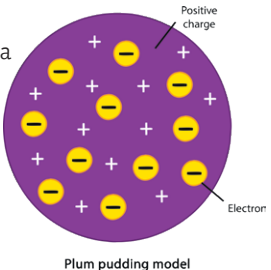
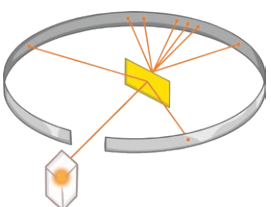
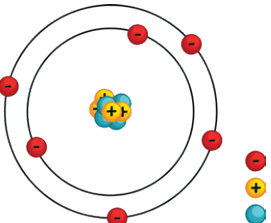


Atomic Structure Knowledge Organiser – Foundation and Higher

Developing the Model of the Atom

Scientist	Time	Contribution
John Dalton	Start of 19th century	Atoms were first described as solid spheres.
JJ Thomson	1897	Thomson suggested the plum pudding model – the atom is a ball of charge with electrons scattered within it. <div style="text-align: right;">  <p>Plum pudding model</p> </div>
Ernest Rutherford	1909	Alpha Scattering experiment – Rutherford discovered that the mass is concentrated at the centre and the nucleus is charged. Most of the mass is in the nucleus. Most atoms are empty space. <div style="text-align: right;">  </div>
Niels Bohr	Around 1911	Bohr theorised that the electrons were in shells orbiting the nucleus. <div style="text-align: right;">  </div>
James Chadwick	Around 1940	Chadwick discovered neutrons in the nucleus.

Isotopes

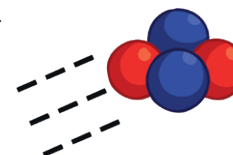
An isotope is an element with the same number of protons but a different number of neutrons. They have the same atomic number, but different mass numbers.

Isotope	Protons	Electrons	Neutrons
${}^1_1\text{H}$	1	1	0
${}^2_1\text{H}$	1	1	1
${}^3_1\text{H}$	1	1	2

Some isotopes are unstable and, as a result, decay and give out radiation. Ionising radiation is radiation that can knock electrons off atoms. Just how ionising this radiation is, depends on how readily it can do that.

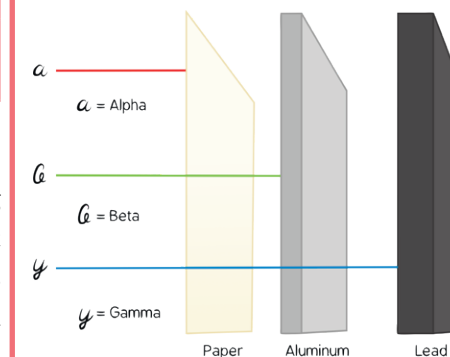

Alpha

Alpha radiation is an alpha particle emitted from the nucleus of a radioactive nuclei. It is made from two protons and two neutrons. They can't travel too far in the air and are the least penetrating – stopped by skin and paper. However, they are highly ionising because of their size.



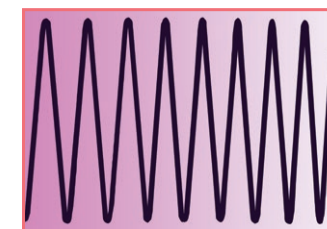
Beta

Beta radiation is a fast moving electron that can be stopped by a piece of aluminium. Beta radiation is emitted by an atom when a neutron splits into a proton and an electron.



Gamma

A gamma wave is a wave of radiation and is the most penetrating – stopped by thick lead and concrete.



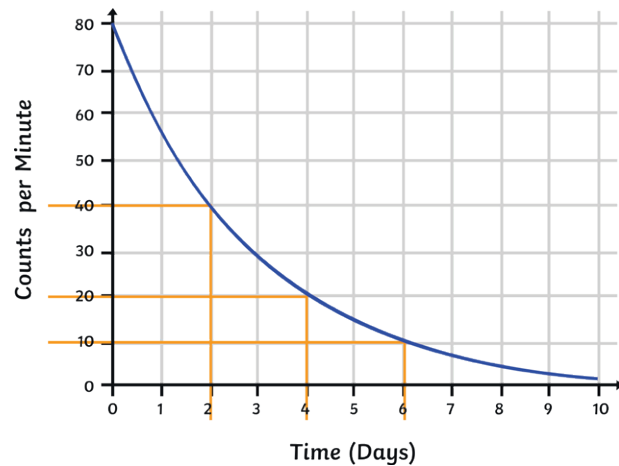
Half-life

The half-life is the time taken for the number of radioactive nuclei in an isotope to halve.

Radioactivity is a random process – you will not know which nuclei will decay. Radioactive decay is measured in becquerels Bq. 1 Bq is one decay per second.

Radioactive substances give out radiation from their nucleus.

A graph of half-life can be used to calculate the half-life of a material and will always have this shape:



Judging from the graph, the radioactive material has a half-life of two days.

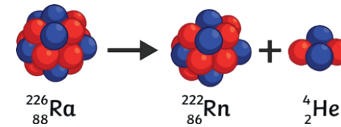
Irradiation

Irradiation occurs when materials are near a radioactive source. The source is sometimes placed inside a lead-lined box to avoid this.


People who work with radioactive sources will sometimes stand behind a lead barrier, be in a different room or use a remote-controlled arm when handling radioactive substances.

Alpha Decay Equations

An alpha particle is made of two protons and two neutrons. The atomic number goes down by two and its mass number decreases by four.

**Gamma rays**

There is no change to the nucleus when a radioactive source emits gamma radiation. It is the nucleus getting rid of excess energy.

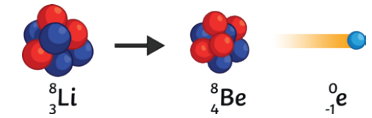
**Contamination**

When unwanted radioactive atoms get onto an object, it is possible for the radioactive particles to get inside the body.

Protective clothing should be worn when handling radioactive material.

Beta Decay Equations

A neutron turns into a proton and releases a an electron. The mass of the nucleus does not change but the number of protons increases.



Alpha radiation is more dangerous inside the body. It is highly ionising and able to cause a lot of damage. Outside the body it is less dangerous because it cannot penetrate the skin.

Beta radiation is less dangerous inside the body as some of the radiation is able to escape. Outside the body it is more dangerous as it can penetrate the skin.

Gamma radiation is the least dangerous inside the body as most will pass out and it is the least ionising. Gamma is more dangerous outside the body as it can penetrate the skin.

