DESIGN TECHNOLOGY Year 10 & 11

The Orme Academy
EMPOWERING LEARNERS FOR LIFE
Shaw Education Trust

GCSE Food

GCSE D&T

Knowledge: what is emulsification ?

Making: weighing and measuring, using knife skills, using the cooker

Knowledge: what are cultural choices and SMSC issues in food?

Knowledge: what are street food trend?

Making: weighing and measuring, using knife skills, using the cooker

Knowledge: what are the functions of ingredients in bread dough?

Food and Nutrition: *Going Global*

Evaluating: How good was the card model? How could it be improved?

Making: using a range of modelling materials to develop cardboard prototypes

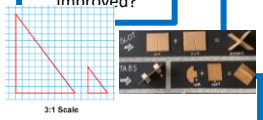

Materials: *Cardboard Modelling*

Knowledge: what are the different types of papers and boards?

Designing: creating prototypes that are drawn to scale

Knowledge: how can papers and boards be shaped and joined?

Evaluating: How good was the passive amp? How could it be improved?



Making: using a wide range of tools and equipment to create and assemble your passive amplifier

Designing: create colourful and bright amp ideas based on Memphis design

Knowledge: what are the different scales of production?

Knowledge: what are design movements and how are they inspiring?

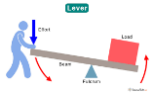

Materials: *Passive Amp*

Making: Using hand tools carefully and safely cut lamp arms and levers

Knowledge: why are we using recyclable materials for making?

Making: Using electronics equipment to solder the circuit

Knowledge: what are gears, cams and levers?

Designing: create an exploded/3D viewpoint of the lamp

Knowledge: what are the 6Rs of sustainable design?

Materials: *Sustainable Lamp*

Your GCSE D&T Journey starts here