



Year 10 Pre-Public Exams 1 Summer Term Revision Pack

Contents:

1. What are the summer assessments?
2. Exam Timetable
3. Planning when to revise – making it manageable
4. Study skills – how to help your child revise
5. Purchasing revision materials
6. Subject Revision Resources

What are the Pre-Public Exams (PPEs)?

Year 10 Summer Term

Pre-public exams (PPEs), which are commonly called mocks, are a set of exams given to year 10 and year 11 students.

Students complete 3 sets of PPEs, the 1st set of PPEs are delivered at the end of year 10, the 2nd set are delivered at the end of autumn term in year 11 and the 3rd set are sat during the spring term of year 11.

These PPEs are vital to help guide students in their college applications and to give students an opportunity to practice what GCSE exams feel like. Within the Academy we use PPE results to put in place the right intervention strategy for each student in preparation for their GCSE exams.

This year the first PPE assessment window will run from Monday 15th June to Thursday 25th June, a timetable of all the PPE assessments is printed on the following page.

For the week of 22nd – 25th June we will be changing the timings of the school day to support the year 10 students in completing their exams.

Please be aware that in limited circumstances some students may finish their exams after the end of the school day, particularly if they have access to extra time allowances due to their individual circumstances. Pupils can use Arbor to check their individual timetables for exact timings of each exam.

The purpose of this revision pack is to give everyone the best opportunity to prepare for these upcoming assessments and to give parents/carers some additional guidance on how best to support your child at home for them to succeed.

We understand that sitting assessments for some children can be difficult, especially if they are not prepared or feel overwhelmed. To help we encourage all parents/carers to sit down with their children and use some of the strategies suggested in this pack to ensure that students are ready for the assessment week and have a full understanding of what is expected of them.

We have also changed the structure of the school day during this week to allow for proper breaks between assessments and an earlier finish to the school day to help support those who may struggle during assessment weeks, more information on this can be found on the next page.

Exam Timetable

Year 10 Summer Term

To allow the students to all have fair and equal access to the assessments, we will be amending the times of the school day for the assessment period between Monday 22nd June and Thursday 25th June.

Please note that Thursday the 25th June is a half day for students so they will finish at 12.30pm.

During these dates the times of the school day will be as follows.

Arrival	Before 8.40am
Form time	8.40 – 9.00 am
Assessment Session 1	9.00 – 10.30 am
Extended break	10.30 – 11.00 am
Assessment Session 2	11.00 – 12.30 pm
Lunch	12.30 – 1.00 pm
Assessment Session 3	1.00 – 2.30 pm
End of school day	2.30 pm
Additional catch-up sessions (for students who have missed an exam only)	2.30 – 4.00 pm

Your child will have no more than 3 assessments in one day and we have extended breaktime to give students more time between each assessment.

It is vital that your child attends everyday of the assessment period so staff can accurately track their progress and put interventions in place if needed. Each day between 2.30pm and 4.00pm there will be an extra catch-up session for students who have missed their assessments due to absence.

Exam Timetable

Year 10 Summer Term

Week commencing 15th June:

Learning Session:	Monday	Tuesday	Wednesday	Thursday	Friday
1 a/b	Normal Lessons	English Language Paper 1	Normal Lessons	History	Design and Technology
2 a/b	Normal Lessons	Normal Lessons	Maths Paper 1	RE (learning session 2b only)	Normal Lessons
3 a/b	RE	Normal Lessons	Normal Lessons	Food Technology	Science (Biology)

Week commencing 22nd June:

	Monday	Tuesday	Wednesday	Thursday	Friday
Assessment session 1	Maths Paper 2	Geography	Science (Physics)	English Literature Paper 1	INSET day
Assessment session 2	Science (Chemistry)	PE	Maths Paper 3	Assembly	
Assessment session 3	Health and Social	iMedia	PHSE	School closed at 12:30	

Planning for Revision

Making revision manageable

Before starting the revision process, it is key to plan what needs to be revised and when your child is going to do it.

Not everything can be covered in detail, so you need to prioritise the topics you struggle most with for each subject.

Use the table below and the information in this pack to list which topics and subjects you want to prioritise for your revision. In some subjects that you find challenging, you may choose to have more topics to revise, and in other subjects, where you are more confident you may have less topics to revise.

Subject	Topic to revise:	Topic to revise:	Topic to revise:
English			
Maths			
Science			
Geography			
History			
French			
Art			
Music			
RE			
Technology			

Once you have your list of topics to revise, use the blank revision timetables on the next pages to plan when you are going to revise them.

Remember to plan in plenty of breaks and don't try to do too much at one time. Little and often is much better than trying to revise for longer periods. If you spend longer than around 30 minutes on a single topic then your revision will become less effective.

Top tips:

- Plan in breaks/social time/clubs/meals to make sure it is not overwhelming.
- Once you have made your revision timetable, pin it somewhere visible (like the fridge door) so you don't forget.
- Use a timer on your phone/smart speaker to make sure you keep to time.
- Plan to revise for short amounts of time, often. Don't plan long periods of revision.

Study Skills





How to revise

To help you support your child in their revision we have created a selection of short videos explaining how to best revise for assessments. Every student will have their own preference of certain strategies that will work best for them. We suggest going through the list with your child and trying a range of strategies to see what works best.

On the following pages you will see lists of what topics will be assessed in each subject alongside QR codes for revision resources that you can download.

We understand that this can seem like an overwhelming amount of content at first, but support your child by helping them prioritise topics from each subject.

Study Skills

Study skills strategy	Video link
Creating a revision timetable	
Using flash cards	
Blurting	
Using mind maps	

Purchasing Revision Supplies

Supporting you in acquiring revision supplies

To further support parents/careers with stationery supplies for revision we will be selling a number of items via Arbor at cost price to make resources as easy as possible to acquire.




Once an order has been placed via Arbor students will be given their supplies via their form tutor.

Items available for sale are:




- Blank Flash Cards (150 pack) - £1.49
- Highlighters (6 different colours) - £1.49
- A4 Lined Paper (80 sheets) - £0.99

If you need any further support with acquiring revision supplies, then please contact your child's form tutor in the first instance.

Main Topics for Revision:

Topics	Knowledge Organiser	Other useful links:
Recap of English Language Paper 1:	 https://files.schudio.com/the-orme-academy/files/documents/curriculum/KOs/Year10/English/Y10_Term_2_English_Language_Paper_1_KO1.pdf	
Analysing Fiction	 https://www.bbc.co.uk/bitesize/guides/z8bkwxw/revision/1	
Analysing the writer's methods	 https://www.bbc.co.uk/bitesize/guides/z839dmn/revision/2	

Main Topics for Revision:

Topics	Knowledge Organiser	Other useful links:
Macbeth	 https://files.schudio.com/the-orme-academy/files/documents/curriculum/KOs/Year11/English/Y11_Term_3_-_Macbeth.pdf	
A Christmas Carol	 https://files.schudio.com/the-orme-academy/files/documents/curriculum/KOs/Year11/English/Y11_Term_2_-_A_Christmas_Carol.pdf	
Analysing the writer's methods	 https://www.bbc.co.uk/bitesize/guides/z839dmn/revision/2	

Main Topics for Revision:





An exam-specific revision list is available in Showbie under 'Subject specific resources', 'Au3 revision'.

Revision questions and support can be accessed through Sparx Maths.

It includes support videos and automatically marks student responses.



The links below cover topics taught so far in Year 10 that will appear in the exam. However, any content from Year 7 to Year 10 may be assessed.

Topics written in **bold** are exclusive to the Higher tier.


Topics	Sparx codes	Knowledge Organiser
Repeated percentage change	U332, U988	 Year 10 Ht1 Knowledge organiser
Surface area	U871, U523, U893, U334, U561	
Volume	U484, U116, U617, U350, U543	
Linear simultaneous equations	U760, U757, U836, U137	
Rearranging formulae	U181, U191	
Right-angled trigonometry	U605, U283, U545, U627, U967, U164	 Year 10 Ht2 Knowledge organisers
Constructions and loci	U820	
Equations of linear graphs	U377, U477, U848, U898	
Plotting and interpreting real-life graphs	U652, U862, U896	
Venn diagrams and set notation	U748, U296	 Year 10 Ht3 Knowledge organiser
Independent and dependent events	U558, U729	
Density and pressure	U910, U527	
Working with ratios and algebra	U921, U676, U865	
Velocity-time graphs	U562, U937	 Year 10 Ht4 Knowledge organiser
Cubic, reciprocal and exponential graphs	U980, U593, U229	

Maths (continued)

Year 10 Summer Term





Sequences	U498, U978, U958 U206, U958, U680	 Year 10 Ht5 Knowledge organiser
Sampling and Bias	U162, U328	
Direct and inverse proportion	U640, U364, U238, U407, U138, U238	
Transformations	U766, U134	 Year 10 Ht6 Knowledge organiser
Rounding	U657, U301, U587	
Indices	U235, U694, U662, U299, U985, U772	

Please note: Some of the topics listed below may feature in the examination.

Topics	Sparx maths codes	Knowledge Organiser
Indices	U235, U694, U662, U299, U985, U772	 Year 11 Ht1 Knowledge Organiser
Brackets	U768, U178, U963, U228, U606, U397, U858, U769	
Handling data and statistical diagrams.	U312, U877, U590, U193, U182, U642, U879, U837, U507	
Primes, factors and multiples.	U751, U529, U739, U250	
Fractions	U439, U793, U224, U538	
Expressions	U662, U103	
Equations	U325, U870, U505, U599, U228, U601, U960, U589, U665, U150, U601	
Recurring decimals.		
Surds	U633, U338, U872, U499, U707, U281	
Algebraic fractions	U437, U294, U685, U457, U824	

Maths (continued)

Year 10 Summer Term

Simultaneous equations	U760, U757, U836, U137, U547, U875	 <p>Year 11 Ht2 Knowledge organiser</p>
Angles	U655, U826, U329, U427	
Right angled triangles	U385, U828, U283, U545, U627, U967, U107, U164, U319, U450	
Trigonometry in non right angle triangles	U952, U591, U592, U541, U170	
Circle theorems	U459, U251, U489, U130	 <p>Year 11 Ht3 Knowledge organiser</p>
Surface area	U771, U334, U561	
Volume	U426, U350, U543	
Probability	U683, U104, U166, U748, U296, U558, U729, U580, U246, U699, U821, U806, U369	
Inequalities	U738, U145, U337, U747, U133	
Statistical diagrams	U508, U172, U199, U277, U128	
Inequalities	U738, U145, U337	
Functions	U637, U895, U448, U996	
Histograms	U185, U814, U983, U267	
Vectors	U903, U564, U660, U781, U903, U564, U660, U781	
Percentages	U671, U286, U278, U332, U998	 <p>Year 11 Ht4 Knowledge organiser</p>
Transformations of graphs	U598, U487, U455	
Iterative formula	U171, U434, U168	
Algebraic proof	U582	
Similarity	U630, U110	
Compound measures	U151, U256, U910, U527	 <p>Year 11 Ht5 Knowledge organiser</p>
Ratio and proportion	U921, U676, U865, U721, U357, U610	
Standard form	U264, U290, U161	
Sequences	U498, U978, U958, U680	
Linear graphs	U741, U315, U669, U377, U477, U848	
Geometric proofs.	U781, U560, U471, U887, U807	
Non-Linear graphs.	U800, U611, U882, U567, U758	

Maths (continued)

Year 10 Summer Term







Paper specific content








Each paper will consist of the topics listed above but to aid with revision, we have identified which topics are taught in each paper specific to this Mock examination. Paper 1, 2 and 3 are the Foundation tier of entry and Paper 4, 5 and 6 are the Higher tier of entry.

These can be found in Showbie under 'Subject specific resources', 'Au3 Revision'.







Please note:- During the final GCSE we will not be able to state which paper these topics will appear on.

Main Topics for Revision:

Topics	Knowledge Organiser
Biology Paper 1	
Cell Biology	 B1 Cell Biology.pdf
Organisation	 B2 Organisation.pdf
Infection and response	 B3 Infection and disease.pdf
Bioenergetics	 PowerPoint Presentation
Chemistry Paper 1	
Atomic structure and the periodic table	 C1 Atomic structure - periodic table.pdf
Bonding, structure and the properties of matter	 C2 Bonding Structure.pdf





Chemistry Paper 1 (continued)	
Quantitative chemistry	 C3 Quantitative Chemistry.pdf
Chemical changes	 C4 Chemical changes.pdf
Energy changes	 C5 Energy Changes.pdf
Physics Paper 1	
Energy	 P1 Energy.pdf
Electricity	 P2 Electricity.pdf
Particle model of matter	 P3 Particle model.pdf
Atomic structure	 P4 Atomic structure.pdf

Main Topics for Revision:




Topics	Knowledge Organiser	Other useful links:
<p>The Challenge of Natural Hazards</p> <ul style="list-style-type: none"> • Tectonic Hazards • Weather Hazards • Climate Change 	 <p>Natural Hazards Knowledge Organiser</p>	 <p>What is a natural hazard?</p>  <p>The Challenge of Natural Hazards</p>
<p>The Living World</p> <ul style="list-style-type: none"> • Ecosystems • Tropical Rainforests • Hot Deserts 	 <p>The Living World Knowledge Organiser</p>	 <p>BBC Bitesize - Hot deserts</p>  <p>BBC Bitesize - Tropical Rainforests</p>

Geography (continued)

Year 10 Summer Term




<p>Physical Landscapes in the UK</p> <ul style="list-style-type: none">• UK Physical Landscapes• Coastal Landscapes in the UK• River Landscapes in the UK	 <p>Physical Landscapes in the UK Knowledge Organiser</p>	 <p>Physical Landscapes in the UK - BBC Bitesize</p>
<p>Fieldwork</p>	 <p>Physical Fieldwork - Rivers - Cotton Dell</p>	 <p>Fieldwork - BBC Bitesize</p>

Main topics for revision:

Topics	Knowledge Organiser	Other useful links:
Judaism Part 1	 <p>Judaism Part 1 Knowledge Organiser</p>	
Judaism Part 2	 <p>Judaism Part 2 Knowledge Organiser</p>	
Christianity Part 1	 <p>Christianity Part 1 Knowledge Organiser</p>	

RE (continued)

Year 10 Summer Term













Christianity Part 2	 Christianity Part 2 Knowledge Organiser	
Christianity Part 3	 Christianity Part 3 Knowledge Organiser	
Christianity Part 4	 Christianity Part 4 Knowledge Organiser	

RE (continued)

Year 10 Summer Term















<p>Peace and Conflict</p>	 <p>Peace and Conflict Knowledge Organiser</p>	
<p>Crime and Punishment</p>	 <p>Crime and Punishment Knowledge Organiser</p>	

Main Topics for Revision:









Topics	Knowledge Organiser	Other useful links:
Paper 2 - Mental Preparation	 PowerPoint Presentation	
Paper 2 - Psychological Components of Sport	 PowerPoint Presentation	
Paper 2 – Classifications of Skill	 PowerPoint Presentation	
Paper 2 – Goals and Smart Targets	 PowerPoint Presentation	
Paper 2 – Guidance and Feedback	 PowerPoint Presentation	
Paper 2 – Basic Information Processing Model	 PowerPoint Presentation	

GCSE PE (continued)

Paper 2 Exam Content

Paper 2 – Technology in Sport	 PowerPoint Presentation	
Paper 2 – Commercialisation in Sport	 PowerPoint Presentation	
Paper 2 – Engagement Patterns of different social groups	 PowerPoint Presentation	
Paper 2 – Ethical and Socio-cultural Issues	 PowerPoint Presentation	
Paper 2 – Spectator Behaviour	 PowerPoint Presentation	
Paper 2 – Energy Use, Diet, Nutrition and Hydration	 PowerPoint Presentation	
Paper 2 – Well-being and consequences of a sedentary lifestyle	 PowerPoint Presentation	

Main Topics for Revision:







Topics	Knowledge Organiser	Other useful links:
TA1. The rights of service users in health and social care settings	 PowerPoint Presentation	
TA2. Person centred values	 PowerPoint Presentation	
TA3. Effective communication in health and social care settings	 PowerPoint Presentation	
TA4. Protecting service users and service providers in health and social care settings	 PowerPoint Presentation	

Other topics that may be included:

1. Breaking down questions and relating answers to the scenario
2. PIES
3. The difference between service user and service provider
4. The difference between health care and social care

Main Topics for Revision:






Paper 1:

Topic: Democracy to Dictatorship: Germany 1890-1945	Knowledge Organiser	Other useful links:
Democracy to Dictatorship: Germany 1890-1945 (Kaiser Wilhelm; Impacts of WW1 and Germany's problems from 1919-1923)	 1. Kaiser Wilhelm and Problems 1919-1923.pdf	Germany playlist: 
Democracy to Dictatorship: Germany 1890-1945 (Stresemann's era 1924-1929; the Great Depression and Rise of the Nazis)	 2. Germany 1924-1933.pdf	Germany in 25 minutes: 
Democracy to Dictatorship: Germany 1890-1945 (Hitler in power; economic policies; social policies and Germany during WW2)	 3. Knowledge organiser	




History (continued)

Year 10 summer Exams

Paper 2:

Topic: Health and the People c1000-present day	Knowledge Organiser	Other useful links:
Health and the People – Understanding of medicine theme	 1HEATH-1.PDF	
Health and the People – Treatment theme	 2. Health and the People theme- Treatments.pdf	Medicine playlist: 
Health and the People – Surgery theme	 3. Health and the People theme- Surgery.pdf	
Health and the People – Public Health theme	 5. Knowledge organiser	

Main Topics for Revision:

Topics	Knowledge Organiser	Other useful links:
Materials (Plastics, Metals, Timber, Paper and Board)	 D-T materials.pdf	Revision guide on Showbie.
Sustainability, energy generation and D&T principles	 D-T Our world.pdf	
Smart materials, CAD & CAM	 DT smart materials and processes.pdf	

Other topics that may be included:






(Please note; these will not be a major focus of the assessment but may be included to assess how well you remember knowledge for previous terms, student can access resources for these topics via showbie)

- Composite materials
- Technical Textiles
- Maths based questions (ratio, percentage increase, velocity ratio)

Hospitality and Catering

Year 10 Summer Term

Main Topics for Revision:

Topics	Knowledge Organiser	Other useful links:
Unit 1.1 – Types of hospitality and catering provisions	 Hospitality and Catering Unit 1.1.pdf	
Unit 1.2 – Types of employment roles and responsibilities within the industry	 Hospitality and Catering Unit 1.2.pdf	
Unit 1.3 - Working conditions in the hospitality and catering industry	 Hospitality and catering Unit 1.3.pdf	
Unit 1.4 - Customer requirements in hospitality and catering	 Hospitality and catering Unit 1.4.pdf	
Unit 2.1 – Understanding the importance of nutrition	 Hospitality and catering Unit 2.1.pdf	

