

Friday – Fun Day


As it is nearly the end of term we thought you would like some fun activities to finish the week on. Here is an art project.



LESSON 6

MAKING

SENSORY BOXES




Aim

- I can tell you about the artist Anish Kapoor.

Success Criteria

- I can tell you the names of at least two pieces of Anish Kapoor's artwork.
- I can tell you two interesting facts about Anish Kapoor's life.
- I can share something interesting about his work.
- I can make a sensory box that reminds me of Anish Kapoor's work.

ANISH KAPOOR



All About Anish Kapoor

(1954-present)



Anish Kapoor is a sculptor, mostly working with granite, marble, plaster and limestone.

Photo courtesy of Henry Lawford and Robert Scarth (@flickr.com) - granted under creative commons licence - attribution

His sculptures are usually simple shapes of one colour at a time, and are often brightly coloured. Sometimes they look like they have sunk into the ground, disappeared into the distance or they change the shape of the area around them.

His work is often about the senses.

Some people ask whether he might be an architect as well as an artist.




Photo courtesy of Freeparking (@flickr.com) - granted under creative commons licence - attribution

He often makes sculptures for outdoor, public spaces, all over the world.



Anish Kapoor



Look at your image.

What can you see in the picture?

Why do you think the artist made the sculpture?

Which senses does Anish Kapoor want you to use **when you look at this sculpture?**

How would the sculpture work in your school?

If you could give the sculpture another name, what would it be?



'Cloud Gate'



Photo courtesy of Dhillung Kirat (@flickr.com) granted under creative commons licence - attribution

'Orbit'



Photo courtesy of 準建築人手札網站 Forgemind ArchiMedia (@flickr.com) - granted under creative commons licence - attribution

'Unknown'



Photo courtesy of Henry Lawford (@flickr.com) - granted under creative commons licence - attribution

'Unknown'



'Sky Mirror'



Photo courtesy of Samantha Marx (@flickr.com) - granted under creative commons licence - attribution

'Sky Mirror Red' 2007




Photo courtesy of Henry Lawford (@flickr.com) - granted under creative commons licence - attribution

'Tall Tree And The Eye'



Photo courtesy of Robert Scarth (@flickr.com) - granted under creative commons licence - attribution


Ishi's Light



Watch this [video.](#)

Video source: www.tate.org.uk

Sensory Boxes



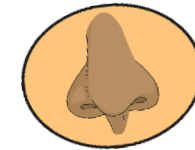
You are going to make a box that acts like Ishi's Light.

Take the lid off your shoebox.


Paint your shoebox inside and out.

Add different materials to the inside of your shoebox to create an Ishi's Light style space.

These materials need to use at least three of your senses: touch, taste, hear, see, smell.



What A Good Sensory Box Looks Like...



Which senses do you need to use in this box?

Physical Theatre:



Get into groups of 3 or 4.

Take an Anish Kapoor sculpture and create it using only your bodies.

Aim

- I can tell you about the artist Anish Kapoor.



Success Criteria

- I can tell you the names of at least two pieces of Anish Kapoor's artwork.
- I can tell you two interesting facts about Anish Kapoor's life.
- I can share something interesting about his work.
- I can make a sensory box that reminds me of Anish Kapoor's work.

